

KRÄNZLE HIGH PRESSURE CLEANERS
PARTS & ACCESSORIES CATALOGUE

Technix Rubber & Plastics- www.technix.ie

THIS IS WHAT WE STAND FOR:

BETTER PERFECT THAN CHEAP!

DEVELOPMENT & PRODUCTION | **PLANT 1**



LOGISTICS & SHIPPING | **PLANT 2**



This catalogue is valid from 01 August 2020.

No claims can be derived from information or illustrations in this catalogue. Changes in technology, form, colour, equipment and price are reserved. This catalogue and all its parts are protected by copyright. Kränzle reserves all associated rights. Especially the right of reproduction, translation and processing with electronic systems.

The general terms and conditions of Josef Kränzle GmbH & Co. KG apply - available under [www.kraenzle.com/General terms and conditions](http://www.kraenzle.com/General%20terms%20and%20conditions)

SUMMARY

EVERYTHING AT A GLANCE!

Trigger guns with safety catch	4-6
Lances & Nozzles	7-16
Floor & Surface cleaners	17
Washing brushes	18
Spray guard & Sandblasting kit	18
Suction hose & Sludge sucker extraction	19
Foaming & Detergent injectors	20-21
Water inlet filters	22-23
High pressure hoses	24-26
Hose drums & reels	27
Hose nipples & Coupling sleeves	28
Adapters	29
Threaded fittings & Couplings	30
Pressure gauges	31
Pipe/Drain cleaning	32-33
Mouting brackets & Trolley	34

Wheels	35
Safety devices	36
Unloader / Bypass spindle & Circuit boards	37
Pressure switches & microswitches	38
Hot water therm series parts	39-40
Remote control kits	41
Swivel arms	41
Anti-vibration rubber-metal mounts	42
Pump & motor assemblies	43-49
Honda engines	50
Dealer exclusive servicing tools	51-53
Adhesives, paste & lubricators	54-55
Service cases	56-59
Service kits	60-66
Standardised nozzle table	68-69



Josef Kränzle GmbH & Co. KG

Rudolf-Diesel-Straße 20
89257 Illertissen (Germany)
Telephone Central: +49 (0) 7303 / 9605-0
www.kraenzle.com



Sales department:

Telephone: +49 (0) 7303 / 96 05-250
Fax: +49 (0) 7303 / 96 05-670
E-Mail: sales@kraenzle.com



Service & Repairs:

Telephone: +49 (0) 7303 / 96 05-480
Fax: +49 (0) 7303 / 96 05-670
E-Mail: service@kraenzle.com

TRIGGER GUNS WITH SAFETY CATCH

STARLET

Working pressure max.	bar / MPa	250 / 25
Water flow rate max.	l/min	40
Temperature max.	°C	150

Starlet - short version



Inlet	M22x1.5 male
Output	1/4" female

Order No.	12326
------------------	--------------

Starlet - short version



Inlet	3/8" female
Output	1/4" female

Order No.	12320
------------------	--------------

Starlet - short version



Inlet	Quick-Release insert D12
Output	Quick-Release coupling D12

■ with Quick-Release coupling

Order No.	123273
------------------	---------------

Starlet - short version



Inlet	M22x1.5 male
Output	M22x1.5 male

Order No.	12327
------------------	--------------

Starlet - short version



Inlet	M22x1.5 male
Output	M22x1.5 female

■ with threaded fitting

Order No.	123271
------------------	---------------

Starlet - short version



Inlet	M22x1.5 male
Output	Quick-Release coupling D12

■ with Quick-Release coupling

Order No.	123272
------------------	---------------

Starlet - short version



Inlet	M22x1.5 male
Output	3/8" Female

Order No.	12329
------------------	--------------

Starlet - with extension



Inlet	M22x1.5 male
Output	M22x1.5 female

■ with threaded fitting

Order No.	123202
------------------	---------------

Starlet - with extension



Inlet	M22x1.5 male
Output	Quick-Release coupling D12

■ with Quick-Release coupling

Order No.	12328
------------------	--------------

Starlet - Repair kit



Order No.	12299
------------------	--------------

Starlet - one-piece version




Fig. 123203-D2507

■ with stainless steel lance cranked and flat jet nozzle
 ■ Inlet: M22x1.5 male

Nozzle size	Colour	Order No.
without HP nozzle		123203-XXX
D2505	●	123203-D2505
D2507	●	123203-D2507
D2508	●	123203-D2508
D25045	●	123203-D25045
M20125	●	123203-M20125
M25055	●	123203-D25055

TRIGGER GUNS WITH SAFETY CATCH

M2000

Working pressure max.	bar / MPa	270 / 27
Water flow rate max.	l/min	30
Temperature max.	°C	150

M2000 - short version



Inlet	M22x1.5 male
Output	1/4" female

Order No.	12490
------------------	--------------

M2000 - short version



Inlet	3/8" female
Output	1/4" female

Order No.	12493
------------------	--------------

M2000 - short version



Inlet	M22x1.5 male
Output	M22x1.5 female

Order No.	12491
------------------	--------------

M2000 - short version



Inlet	M22x1.5 male
Output	Quick-Release coupling D12

Order No.	12492
------------------	--------------

M2000 - with extension



Inlet	M22x1.5 male
Output	M22x1.5 female

Order No.	12480
------------------	--------------

M2000 - with extension



Inlet	M22x1.5 male
Output	Quick-Release coupling D12

Order No.	12481
------------------	--------------

M2000 - one-piece



Fig. 12486-D25045

- with stainless steel lance cranked and flat jet nozzle
- Inlet: M22x1.5 male

Nozzle size	Colour	Order No.
without HP nozzle		12486-XXX
D2503	○	12486-D2503
D25035	●	12486-D25035
D2504	●	12486-D2504
D25045	●	12486-D25045
D2505	●	12486-D2505
D25055	●	12486-D25055
D2506	●	12486-D2506
D2507	●	12486-D2507
D2508	●	12486-D2508

M2000 - with Midi style ext.



Inlet	M22x1.5 male
Output	M22x1.5 female

Order No.	12489
------------------	--------------

M2000 - Repair kit



Order No.

12454

M2001

Working pressure max.	bar / MPa	175 / 17,5
Water flow rate max.	l/min	20
Temperature max.	°C	150

M2001 - 900 mm



Inlet	M22x1.5 male
Output	Quick-Release coupling D10

Order No.	12487
------------------	--------------

M2001 - 500 mm



Inlet	M22x1.5 male
Output	Quick-Release coupling D10

Order No.	12475
------------------	--------------

M2001 - Repair kit



Order No.

12461

OTHER PARTS - TRIGGER GUNS WITH SAFETY CATCH

Quick-Release coupling



Fig. 13450

Inlet	Output	Order No.
M12x1 female	D 10	13431
1/4" female	D 12	13450
1/4" male	D 12	13451
3/8" female	D 12	13452
3/8" male	D 12	13453

Quick-Release insert - made of hardened stainless steel



Fig. 13440



Fig. 13471

Inlet	Output	Order No.
D 10	M12x1 female	13440
D 10	1/4" male	13443
D 12	1/4" female	13470
D 12	M22x1.5 male	13471
D 12	M12x1 female	13474
D 12	1/4" male	13475
D 12	3/8" male	13476

O-rings



■ Replacement O-rings for Quick-Release coupling

Order No.	134451	13460
O-rings	9.19 x 2.62	11.0 x 4.0
Quick-Release coupling	D 10	D 12

O-rings



■ O-rings for all Kränzle screw together threaded fittings M22x1.5 female

Order No.	132735	132736
O-rings	9.3 x 2.4	9.3 x 2.4
Quantity	10	100



FLAT JET LANCES

Stainless steel lance 500 mm



- Stainless steel Flat Jet nozzle 1/4" male
- 20° angle Knife Jet nozzle. / 25° angle Flat Jet nozzle.
- Inlet: M22x1.5 male
- Length: 500 mm

Nozzle size	Colour	Spray angle	Order No.
without HP nozzle		without HP nozzle	12393-XXX
028	●	20	12393-M20028
03	○	20	12393-M2003
032	●	20	12393-M20032
035	●	20	12393-M20035
042	●	20	12393-M20042
045	●	20	12393-M20045
035	●	25	12393-D25035
045	●	25	12393-D25045
05	●	25	12393-D2505
055	●	25	12393-D25055
07	●	25	12393-D2507

Stainless steel lance 600 mm



Fig. 123922-D2504

- Stainless steel Flat Jet nozzle 1/4" male
- 25° / 40° / 60° angle Flat Jet nozzle.
- Inlet: M22x1.5 male
- Length: 600 mm

Nozzle size	Colour	Spray angle	Order No.
without HP nozzle		without HP nozzle	123922-XXX
025		25	123922-D25025
03	○	25	123922-D2503
035	●	25	123922-D25035
04	●	25	123922-D2504
045	●	25	123922-D25045
05	●	25	123922-D2505
055	●	25	123922-D25055
06	●	25	123922-D2506
07	●	25	123922-D2507
08	●	25	123922-D2508
085	●	25	123922-D25085
07	●	40	123922-D4007
045	●	40	123922-D40045
045	●	65	123922-D65045

Stainless steel lance 1000 mm



Fig. 12420-D2503

- Stainless steel Flat Jet nozzle 1/4" male
- 25° / 40° angle Flat Jet nozzle.
- Inlet: Quick-Release insert D 12
- with grip plates
- Length: 1000 mm

Nozzle size	Colour	Spray angle	Order No.
without HP nozzle		without HP nozzle	12420-XXX
03	○	25	12420-D2503
04	●	25	12420-D2504
045	●	25	12420-D25045
05	●	25	12420-D2505
055	●	25	12420-D25055
06	●	25	12420-D2506
07	●	25	12420-D2507
075	●	25	12420-D25075
11	●	25	12420-D2511
125	●	25	12420-D25125
06	●	40	12420-D4006
08	●	40	12420-D4008
085	●	40	12420-D40085
11	●	40	12420-D4011
125	●	40	12420-D40125
15		40	12420-D4015
175		40	12420-D40175
20		40	12420-D4020

Stainless steel lance 600 mm



Fig. 123922-M2008

- Brass Knife Jet nozzle 1/4" male
- 20° angle Knife Jet nozzle.
- Inlet: M22x1.5 male
- Length: 600 mm

Nozzle size	Colour	Spray angle	Order No.
028	●	20	123922-M20028
035	●	20	123922-M20035
042	●	20	123922-M20042
045	●	20	123922-M20045
08	●	20	123922-M2008
10	●	20	123922-M2010
11	●	20	123922-M2011
125	●	20	123922-M20125

SHORT STUB SPRAY LANCES

Short Stub lance (D 10)



- Inlet: Quick-Release insert D 10
- Length: 105 mm

Nozzle size	Colour	Order No.
033	○	130100-M20033



DIRTKILLER LANCES

Dirtkiller with 500 mm lance




Fig. 41570-028

- Inlet: M22x1.5 male
- Length: 500 mm

Nozzle size	Colour	Order No.
028	●	41570-028
03	○	41570-03
035	●	41570-035
042	●	41570-042
045	●	41570-045
055	●	41570-055
07	●	41570-07

Dirtkiller with 600 mm lance




Fig. 461501

- Inlet: M22x1.5 male
- Length: 600 mm

Nozzle size	Colour	Order No.
035	●	46150
045	●	461501
055	●	461503
06	●	461502

Dirtkiller with 1000 mm lance




Fig. 12425-045

- Inlet: Quick-Release insert D 12
- with Grip plates
- Length: 1000 mm

Nozzle size	Colour	Order No.
028	●	12425-028
03	○	12425-03
035	●	12425-035
042	●	12425-042
045	●	12425-045
055	●	12425-055
06	●	12425-06
07	●	12425-07
075	●	12425-075

Dirtkiller with 400 mm lance, Small (D 10)



- Inlet: Quick-Release insert D 10
- Length: 400 mm

Nozzle size	Colour	Order No.
033	○	42403-03

Short Stub Dirtkiller lance, Small (D10)



- Inlet: Quick-Release insert D 10
- Length: 110 mm

Nozzle size	Colour	Order No.
033	○	42404-033

DIRTKILLER

Dirtkiller without lance



Fig. 41572-028

- without lance
- Inlet: M12x1 female

Nozzle size	Colour	Order No.
028		41572-028
03		410733
035		410735
042		410731
045		41572-045
055		410732
07		410737

Dirtkiller without lance



Fig. 41573-028

- without lance
- Inlet: 1/4" female

Nozzle size	Colour	Order No.
028		41573-028
03		410730
035		410734
042		410713
045		41573-045
055		410714
06		410740
07		410736
075		41573-075

Dirtkiller - Repair kit



Fig. 410965

Nozzle size	Colour	Order No.
028		410964
03		410961
035		410970
042		41097
045		410965
055		410978
06		410962
07		410979
075		410963

Dirtkiller - Repair kit, Small (D 10)



Nozzle size	Colour	Order No.
033		41955-03

TURBOKILLER

Turbokiller with 600 mm lance



- Inlet: M22x1.5 male
- Length: 600 mm

Nozzle size	Colour	Order No.
035	Orange	410739
04	Grey	41072
045	Green	410723
05	Light Blue	41580-05
055	Black	410724
07	Blue	410727
08	Red	410728
09	Dark Green	410729
10	Brown	41580-10
11	Yellow	41580-11
12		41580-12

Turbokiller without lance



Fig. 410710

- without lance
- Inlet: 1/4" female

Nozzle size	Colour	Order No.
035	Orange	410710
04	Grey	410719
045	Green	410718
05	Light Blue	41583-05
055	Black	410712
07	Blue	410715
08	Red	410711
09	Dark Green	410716
10	Brown	410717
11	Yellow	410749
12		41583-12
15		41583-15
18		41583-18
20		41583-20

Turbokiller with 1000 mm lance



D-035

- Inlet: Quick-Release insert DN 12
- with Grip plates
- Length: 1000 mm

Nozzle size	Colour	Order No.
035	Orange	12430-035
04	Grey	12430-04
045	Green	12430-045
05	Light Blue	12430-05
055	Black	12430-055
07	Blue	12430-07
08	Red	12430-08
09	Dark Green	12430-09
10	Brown	12430-10
11	Yellow	12430-11
12		12430-12
15		12430-15
175		12430-175
18		12430-18
20		12430-20

Turbokiller - Repair kit



Fig. 410976

Nozzle size	Colour	Order No.
035	Orange	410977
04	Grey	410969
045	Green	410976
05	Light Blue	410966
055	Black	410971
07	Blue	410972
08	Red	410973
09	Dark Green	410974
10	Brown	410975
11	Yellow	410968
12		410400-12
15		410400-15
18		410400-18
20		410400-20

LANCES WITH REGULATION CONTROL

Stainless steel lance with Control nozzle 500 mm



- Brass nozzle 1/4" male
- 20° angle Knife Jet noz.
- Inlet: M22x1.5 male
- Length: 500 mm

Nozzle size	Colour	Spray angle	Order No.
03	○		12701-M2003
042	●	20	12701-M20042
045	●	20	12701-M20045

Stainless steel lance with regulation control 600 mm



Fig. 12395-D2503

- Stainless steel nozzle 1/4" male
- 25° angle Flat Jet noz.
- Inlet: M22x1.5 male
- Length: 600 mm

Nozzle size	Colour	Spray angle	Order No.
without HP nozzle		without HP nozzle	12395-XXX
03	○	25	12395-D2503
04	●	25	12395-D2504
045	●	25	12395-D25045
05	●	25	12395-D2505
055	●	25	12395-D25055
06	●	25	12395-D2506
065	●	25	12395-D25065
07	●	25	12395-D2507
08	●	25	12395-D2508
085	●	25	12395-D25085
10	●	25	12395-D2510
11	●	25	12395-D2511

Stainless steel lance with regulation control 1000 mm



- without HP nozzle (must be ordered separately)
- Quick-Release insert D 12
- with Grip plates

RohrLength mm	Inlet	Order No.
1000	Quick-Release insert D 12	132061
1500	Quick-Release insert D 12	132062

Short stub lance with regulation control



Fig. 132051



Fig. 132050

- without HP nozzle (must be ordered separately)

Inlet	Length mm	Order No.
Quick-Release insert D 12	180	132051
M22x1.5 male	135	132050

Lance with regulation control



- short version with grip plate
- without HP nozzle (must be ordered separately)

Length mm	Inlet	Order No.
340	Quick-Release insert D 12	132060

Nozzle holder with regulation control



Fig. 13201

- without lance
- without HP nozzle (must be ordered separately)

Inlet	Output	Order No.
1/4" female	1/4" female	13201
M22x1 Female	1/4" female	132012



VARIO-JET LANCES

Vario-Jet lance 500 mm



■ Stainless steel lance
 ■ Inlet: M22x1.5 male
 ■ Length: 500 mm

Nozzle size	Colour	Order No.
028		411568-028
03		411568-03
042		411568-042
055		411568-055

Vario-Jet without lance



Fig. 411567-028

■ without lance
 ■ Inlet: 1/4" female

Nozzle size	Colour	Order No.
028		411567-028
03		411558
042		41155
055		411555

Vario-Jet without lance





Fig. 411559

■ without lance
 ■ Inlet: M12x1 female

Nozzle size	Colour	Order No.
03		411559
042		411556
055		411557

M2000 with Vario-Jet



■ short version
 ■ Inlet: M22x1.5 male

Nozzle size	Colour	Order No.
042		124940-042

STAINLESS STEEL PIPES

Stainless steel pipe




Fig. 12385

■ Inlet: 1/4" male
 ■ Output: 1/4" male

Pipe length mm	Order No.
342	123853
400	12385
500	123851
600	123852
1000	13519
1250	123854
1500	123855

Stainless steel pipe




Fig. 415271

■ Inlet: M12x1 male
 ■ Output: M12x1 male

Pipe length mm	Order No.
400	15002
500	415271
600	415272

SPECIAL LANCES


Double lance - with turning knob



- Low pressure nozzle: D3035 (included in delivery)
- without HP nozzle (must be ordered separately)

Length mm	Inlet	Order No.
660	M22x1.5 male	121316
1000	M22x1.5 male	121317

Double lance - with turning hand-grip



- Low pressure nozzle: D3035 (included in delivery)
- without HP nozzle (must be ordered separately)

Length mm	Inlet	Order No.
660	M22x1.5 male	121311
1000	M22x1.5 male	12131
1000	Quick-Release insert D 12	12133

Double lance short



- Low pressure nozzle: D3035 (included in delivery)
- without HP nozzle (must be ordered separately)

Dimensions smm	Inlet	Order No.
90 x 90	M22x1.5 male	121315

Under-body lance / Hook lance




Fig. 41075

Design	Order No.
Under-body Lance 1000 mm by extension with HP-Nozzle 4007	41075
Under-body Lance 400 mm with HP-Nozzle 4007	410751
Hook lance with regulation control (D25055)	41076

Bendy lance, long



- infinitely variable adjustment of the bending angle of the lance from 20-140°
- without HP nozzle (must be ordered separately)

Length mm	Inlet	Order No.
1100	Quick-Release insert D 12	121801-XXX

Bendy lance



- infinitely variable adjustment of the bending angle of the lance from 20-140°
- without HP nozzle (must be ordered separately)

Length mm	Inlet	Order No.
670	M22x1.5 male	121800-XXX

Extension lance



Fig. 150048

Length mm	Inlet	Output	Order No.
400	Quick-Release insert D 10	Quick-Release coupling D 10	12870
500	M22x1.5 male	M22x1.5 female	150048
1000	M22x1.5 male	M22x1.5 female	41154
1250	M22x1.5 male	M22x1.5 female	411542
1500	M22x1.5 male	M22x1.5 female	411543



HIGH PRESSURE NOZZLES

Flat jet nozzle



Fig. D1502

- Material: Stainless steel
- 15° - Spray angle
- Inlet: 1/4" male

Nozzle size	Colour	Order No.
02		D1502
025		D15025
03	○	D1503
035	●	D15035
04	●	D1504
045	●	D15045
05	●	D1505
055	●	D15055
06	●	D1506
065	●	D15065
07	●	D1507
075	●	D15075
08	●	D1508
085	●	D15085
09	●	D1509
10	●	D1510
125	●	D15125
15		D1515
20		D1520
25		D1525
30		D1530
40		D1540

Flat jet nozzle




Fig. D2504

- Material: Stainless steel
- 25° - Spray angle
- Inlet: 1/4" male

Nozzle size	Colour	Order No.
02		D2502
025		D25025
03	○	D2503
035	●	D25035
04	●	D2504
045	●	D25045
05	●	D2505
055	●	D25055
06	●	D2506
065	●	D25065
07	●	D2507
075	●	D25075
08	●	D2508
085	●	D25085
09	●	D2509
10	●	D2510
11	●	D2511
12		D2512
125	●	D25125
15		D2515
20		D2520
25		D2525
30		D2530
40		D2540

Flat jet nozzle



Fig. D6515

- Material: Stainless steel
- 65° - Spray angle
- Inlet: 1/4" male

Nozzle size	Colour	Order No.
02		D6502
03	○	D6503
04	●	D6504
045	●	D65045
10	●	D6510
15		D6515
20		D6520
30		D6530



HIGH PRESSURE NOZZLES

Flat jet nozzle



Fig. D4007

- Material: Stainless steel
- 40° - Spray angle
- Inlet: 1/4" male

Nozzle size	Colour	Order No.
02		D4002
03	○	D4003
04	●	D4004
045	●	D40045
05	●	D4005
055	●	D40055
06	●	D4006
065	●	D40065
07	●	D4007
075	●	D40075
08	●	D4008
085	●	D40085
09	●	D4009
10	●	D4010
11	●	D4011
125	●	D40125
13		D4013
15		D4015
175		D40175
20		D4020
25		D4025
30		D4030
35		D4035
40		D4040

Knife jet nozzle



Fig. M20045

- Material: Brass
- 20° - Spray angle
- Inlet: 1/4" male

Nozzle size	Colour	Order No.
028	●	M20028
03	○	M2003
032	●	M20032
035	●	M20035
042	●	M20042
045	●	M20045
05	●	M2005
07	●	M2007
08	●	M2008
10	●	M2010
11	●	M2011
125	●	M20125

Point jet nozzle



Fig. D0005

- Material: Stainless steel
- 0° - Spray angle
- Inlet: 1/4" male

Nozzle size	Colour	Order No.
02		D0002
03	○	D0003
04	●	D0004
045	●	D00045
05	●	D0005
055	●	D00055
06	●	D0006
065	●	D00065
07	●	D0007
075	●	D00075
08	●	D0008
085	●	D00085
09	●	D0009



NOZZLES & FITTINGS

Replacement nozzle for Round Cleaner UFO



Fig. MA15015

- Material: Brass
- Inlet: 1/8" Male

Nozzle size	Order No.
High pressure cleaner with Nozzle size 03	MA15015
High pressure cleaner with Nozzle size 045	MA15028
High pressure cleaner with Nozzle size 055	MA15032

Nozzle holder with protective shroud



Fig. 26002

- Material: brass, with plastic coating

Inlet	Output	Order No.
1/4" female	1/4" female	26002
M12x1.5 Female	1/4" female	260021


Nozzle adapter



- Material: Brass

Inlet	Output	Order No.
1/4" female	1/4" female	13287

Flat jet nozzle low pressure




- Material: Brass
- Low pressure nozzle for Double lance
- 30° - Spray angle

Inlet	Order No.
1/4" male	D3035


SPRAY EQUIPMENT WITHOUT NOZZLE

Starlet II - One-piece trigger gun with safety catch



Length mm	Nozzle size	Order No.
950	without HP nozzle	123203-XXX

M2000 - One-piece trigger gun with safety catch




Length mm	Nozzle size	Order No.
950	without HP nozzle	12486-XXX

Stainless steel lance



Pipe length mm	Inlet	Nozzle size	Order No.
500	M22x1.5 male	without HP nozzle	12393-XXX
600	M22x1.5 male	without HP nozzle	123922-XXX
1000	D 12	without HP nozzle	12420-XXX
1250	D 12	without HP nozzle	124220-XXX
1500	D 12	without HP nozzle	124210-XXX


Stainless steel lance with regulation control



Pipe length mm	Inlet	Nozzle size	Order No.
600	M22x1.5 male	without HP nozzle	12395-XXX

FLOOR & SURFACE CLEANERS

Round Cleaner UFO short




Ø	mm	300
Working pressure max.	bar / MPa	180 / 18
Water flow rate max.	l/min	12
Temperature max.	°C	60
Weight	kg	1.9
Inlet	M22x1.5 male	
Nozzle size	045	

■ for small to medium areas

Order No.	41855
------------------	--------------

Round Cleaner UFO long




Ø	mm	300
Working pressure max.	bar / MPa	180 / 18
Water flow rate max.	l/min	12
Temperature max.	°C	60
Weight	kg	2.2
Inlet	M22x1.5 male	
Nozzle size	045	

■ for small to medium areas

Order No.	41850
------------------	--------------

Round Cleaner UFO long Stainless steel




Ø	mm	350
Working pressure max.	bar / MPa	210 / 21
Water flow rate max.	l/min	15
Temperature max.	°C	60
Weight	kg	5.5
Inlet	M22x1.5 male	
Nozzle size	045	055

■ for small to medium areas

Order No.	41861	41860
------------------	--------------	--------------

Round Cleaner Stainless steel




Ø	mm	300
Working pressure max.	bar / MPa	250 / 25
Water flow rate max.	l/min	15
Temperature max.	°C	60
Weight	kg	4.4
Inlet	M22x1.5 male	
Nozzle size standard	055	

■ for medium to large areas

Order No.	41105
------------------	--------------

Round Cleaner Stainless steel




Ø	mm	420
Working pressure max.	bar / MPa	250 / 25
Water flow rate max.	l/min	19
Temperature max.	°C	60
Weight	kg	9
Inlet	M22x1.5 male	
Nozzle size standard	055	

■ for large to very large areas

Order No.	41106
------------------	--------------

Round Cleaner Stainless steel




Ø	mm	520
Working pressure max.	bar / MPa	250 / 25
Water flow rate max.	l/min	19
Temperature max.	°C	60
Weight	kg	16
Inlet	M22x1.5 male	
Nozzle size standard	055	

■ for large to very large areas

Order No.	41107
------------------	--------------

Round Cleaner UFO light (D 10)




Ø	mm	260
Working pressure max.	bar / MPa	160 / 16
Water flow rate max.	l/min	10
Temperature max.	°C	40
Weight	kg	1.4
Inlet	D 10	
Nozzle size	033	


■ for small to medium areas

Order No.	41870
------------------	--------------



WASHING BRUSHES

Rotating washing brush		
		
Pipe length mm	Inlet	Order No.
400	M22x1.5 male	410501
750	M22x1.5 male	41050
1000	M22x1.5 male	410505
330	Quick-Release insert D 10	12800
400	Quick-Release insert D 12	410506
1000	Quick-Release insert D 12	410507
1250	Quick-Release insert D 12	410508
1500	Quick-Release insert D 12	410509

Brush (criss-cross) with lance		
		
Pipe length mm	Inlet	Order No.
400	M22x1.5 male	128050
750	M22x1.5 male	128051
1000	M22x1.5 male	128052
1250	M22x1.5 male	128053
1500	M22x1.5 male	128054
400	Quick-Release insert D 12	128060
750	Quick-Release insert D 12	128061
1000	Quick-Release insert D 12	128062
1250	Quick-Release insert D 12	128063
1500	Quick-Release insert D 12	128064

Brush (flat)	
	
Inlet	Order No.
M22x1.5 male	41073

Brush (criss-cross)	
	
Inlet	Order No.
M22x1.5 male	410500

SPRAY GUARD & SANDBLASTING KIT

Spray guard
 <p>Spray guards offer great splash-back protection and can be used with most lances but are ideal when using a Dirtkiller or Turbokiller lance.</p>
Order No.
132600

Clamping piece for spray guard

Order No.
132602

Sandblasting kit (wet blasting)			
			
<ul style="list-style-type: none"> ■ for blasting material from 0,2 - 2,0 mm ■ max. 19 l/min max. 250 bar ■ with Hose and suction lance 			
Nozzle size	Colour	Inlet	Order No.
055	●	M22x1.5 male	41068

SUCTION HOSE & SLUDGE SUCKER EXTRACTION

Suction hose with Suction filter



- for self priming High pressure cleaner
- Hose length: 3 m
- with non-return valve

Order No.
150383

Suction filter





Fig. 150384

Inlet	Order No.
with non-return valve	150384
without non-return valve	150385

Sludge sucker - stainless steel



- Connection to all high pressure cleaner from 10 l/min possible
- Stainless steel version
- max. suction height: 2 m
- max. 20 l/min
- min. 100 bar | max. 250 bar
- hose connector 1 1/2"

suction power	Nozzle size	Colour	Inlet	Length m	Order No.
at 130 bar aprox. 10.000 l/h at 180 bar aprox. 13.500 l/h at 220 bar aprox. 18.000 l/h	045	●	M22x1.5 male	2	41801


Pool cleaner attachment



- ideal for pool cleaning
- rectangular shape
- Connection to sludge suction pipe or extension pipe possible

Nozzle size	Colour	Inlet	Order No.
045	●	M22x1.5 male	418030

Extension pipe



Length m	Order No.
1	418017

Sludge sucker



- Connection to all devices from 10 l/min possible
- Hose length: 3.8 m
- Hose diameter: Ø 1.5"
- For extraction of mud, etc. from ponds, pools or flooded areas

Nozzle size	Colour	Inlet	Order No.
055	●	M22x1.5 male	41104

Sludge sucker without hose



Order No.
41800

FOAMING & DETERGENT INJECTORS

Foaming lance with injector



Fig. 135301



Fig. 135303

Bottle size	Inlet	Order No.
1 l	M22x1.5 male	135301
2 l	M22x1.5 male	135311
1 l	Quick-Release insert D 12	135303
2 l	Quick-Release insert D 12	135313
1 l	Quick-Release insert D 10	135302

Low pressure cleaning agent injector



Fig. 133761

■ with Cleaning agent hose and filter

Nozzle size mm	Inlet	Output	Order No.
1.7	M22x1.5 female	M22x1.5 male	133761
1.8	M22x1.5 female	M22x1.5 male	133763
2.0	M22x1.5 female	M22x1.5 male	133764

Bottle for Foaming lance with injector



Fig. 135320

Bottle size	Order No.
1 l	135320
2 l	135321

Low pressure cleaning agent injector



Fig. 13220

■ max. 250 bar | max. 90 °C | max. 20 l/min

Nozzle	Inlet	Output	Order No.
1.8	3/8"	3/8"	13220
2.0	3/8"	3/8"	13221

Detergent barb



■ Detergent barb incl. spring and ball for injector

Inlet	Output	Order No.
M10x1 male	DN 6	13234
M10x1 male	1/4" male	132331

Detergent valve



Fig. 46610



Fig. 46616

Design	Order No.
Detergent valve compl. 1/4" suits small quadro	46610
Detergent valve compl. 3/8" suits Profi series	46615
Detergent valve compl. suits large therms	46616

Low pressure cleaning agent injector kit




Fig. 133767

■ LP injector + Stainless steel lance with regulation control 500 mm

Nozzle size	Inlet	Output	Order No.
03	M22x1.5 female	M22x1.5 male	133765
042	M22x1.5 female	M22x1.5 male	133766
028	M22x1.5 female	M22x1.5 male	133767

FOAMING & DETERGENT INJECTORS - PARTS

Suction filter for cleaning agent



Fig. 150381

- without non-return valve
- Material: Plastic hose
- Brass weight

Design	Order No.
Suction filter with 1.2 m Hose (DN 6)	15038
Suction filter only suitable for hose (DN 6)	150381
1 m Hose (DN 6)	150382

Suction filter for cleaning agent



- with non-return valve
- Material: Braided
- Brass weight

Design	Order No.
Suction filter with 1.3 m Hose (DN 6)	440561

CLEANING AGENTS

Foam cleaner Alfa Plus



Fig. 412700

- Special cleaner for degreasing and cleaning

pH-Value**	13.2		
Container	Litres	5	25
Art Nr.		412700	412709

Universal cleaner Alfa Neutral




Fig. 412589

- Universal cleaner for removal from stubborn dirt

pH-Value**	10.9			
Container	Litres	1	5	25
Order No.		412576	412589	412588

Special cleaner Alfa Marine



Fig. 412584

- for cleaning of motors
- alkaline

pH-Value**	13.5		
Container	Litres	5	25
Order No.		412584	412583

Descaler (Concentrate)



Fig. 412580

- Decalcification of hot and cold water high pressure cleaners
- Removal of Lime deposits

pH-Value**	1.0		
Container	Litres	1	12 x 1
Order No.		412580	412570



WATER INLET FILTERS

Water inlet filter



Inlet	Output	Order No.
3/4" female	3/4" male	13300

Water inlet filter



Inlet	Output	Order No.
3/4" female	3/4" female	133001

Water inlet filter



■ Connection made of brass

Inlet	Output	Order No.
3/4" female (threaded fitting)	3/4" male	133003

Water inlet filter



■ Connection made of plastic

Inlet	Output	Order No.
3/4" female (threaded fitting)	3/4" male	13310

Water inlet filter




Inlet	Output	Order No.
GK connection	GK connection	133005

Water inlet filter



Inlet	Output	Order No.
GK connection	GK connection	133203

Water inlet filter



Inlet	Output	Order No.
3/4" male	3/4" female	133202

Water inlet filter



Inlet	Output	Order No.
3/4" male	3/4" female (threaded fitting)	133201

Water inlet filter



Inlet	Output	Order No.
3/4" female	3/4" female	133200

Water inlet filter




Inlet	Output	Order No.
suitable for Gardena couplings	3/4" female	13311

WATER INLET FILTERS

Filter element	
	
<p>■ suitable for 133203, 133202, 133201, 133200</p>	
Order No.	13321

SIEVE FOR WATER FILTER	
	
<p>■ suitable for 13300, 133001, 133003</p>	
Order No.	13304

Water filter/mesh insert	
	
Order No.	
410462	

Conical filter insert	
	
Order No.	
42633	



HIGH PRESSURE HOSES

Steel braided high pressure hose



- with Steel braided insert, 1-ply
- Threaded fitting M22x1.5 female, on both sides, with bend protection

Length m	DN	Working pressure max. bar / MPa	Temperature max. °C	Braided inlay SN	Order No.
10	6	210 / 21	100	1	43416
20	6	210 / 21	100	1	434161

Steel braided high pressure hose Non-Marking (NoM)



- with Steel braided insert, 1-ply
- Threaded fitting M22x1.5 female, on both sides, with bend protection
- abrasion-resistant hose cover

Length m	DN	Working pressure max. bar / MPa	Temperature max. °C	Braided inlay SN	Order No.
10	6	210 / 21	100	1	434162
20	6	210 / 21	100	1	434163

Steel braided high pressure hose



- Special HD hoses according to device series
- with Steel braided insert, 1 & 2-ply
- Spare hoses for high pressure cleaner with small / medium hose reel

Device	Length m	DN	Working pressure max. bar / Mpa	Temperature max. °C	Braided inlay SN	Order No.
K 1150 T, K 1151 T, T-Series, small quadro	15	6	210 / 21	100	1	40170
K 2000-Series, K 1152-Series	15	6	210 / 21	100	1	48015
Profi-Series	15	6	210 / 21	100	1	43829
LX-Series	20	10	400 / 40	100	2	477021
LX-Series	30	10	220 / 22	100	1	477131

Steel braided high pressure hose Non-Marking (NoM)



- Special HD hoses according to device series
- with steel braided insert, 1-ply
- Spare hoses for high pressure cleaners with small / medium hose reel
- abrasion-resistant hose cover

Device	Length m	DN	Working pressure max. bar / Mpa	Temperature max. °C	Braided inlay SN	Order No.
K 1150 T, K 1151 T, T-Series, small quadro	15	6	210 / 21	100	1	401701
K 2000-Series, K 1152	15	6	210 / 21	100	1	480151
Profi-Series	15	6	210 / 21	100	1	438291

HIGH PRESSURE HOSES

Steel braided high pressure hose



- with steel braided insert, 1 & 2-ply
- Threaded fitting M22x1.5 female, on both sides, with bend protection
- swiveling threaded fitting M22x1.5 female

Length m	DN	Working pressure max. bar / MPa	Temperature max. °C	Braided inlay SN	Order No.
10	8	400 / 40	150	1	44878
15	8	400 / 40	150	1	44879
10	8	400 / 40	150	2	41081
20	8	400 / 40	150	2	41083
20	8	400 / 40	150	2	443812
25	8	400 / 40	150	2	41084
30	8	400 / 40	150	2	41080

Steel braided high pressure hose Non-Marking (NoM)



- with Steel braided insert, 2-ply
- Threaded fitting M22x1.5 female, with bend protection
- swiveling threaded fitting M22x1.5 female, with bend protection
- abrasion-resistant hose cover

Length m	DN	Working pressure max. bar / MPa	Temperature max. °C	Braided inlay SN	Order No.
10	8	400 / 40	150	2	410811
15	8	400 / 40	150	2	410821
20	8	400 / 40	150	2	410831
25	8	400 / 40	150	2	410841
30	8	400 / 40	150	2	410801

Steel braided high pressure hose



- with steel braided insert, 2-ply
- Threaded fitting M22x1.5 female, on both sides, with bend protection

Length m	DN	Working pressure max. bar / MPa	Temperature max. °C	Braided inlay SN	Order No.
15	10	400 / 40	150	2	47701
20	10	400 / 40	150	2	47702
30	10	400 / 40	150	2	47703
40	12	400 / 40	150	2	47704
50	12	400 / 40	150	2	47705
60	12	400 / 40	150	2	47706

HIGH PRESSURE HOSES

Connecting hose



- with Steel braided insert, 2-ply
- Threaded fitting M22x1.5 female, on both sides

Length m	DN	Working pressure max. bar / MPa	Temperature max. °C	Braided inlay SN	Order No.
1	8	400 / 40	150	2	41265
2	8	400 / 40	150	2	412651

OTHER PARTS - ACCESSORIES FOR STEEL BRAIDED HIGH PRESSURE HOSES

Hose joiner/connector



Inlet	M22x1.5 male
Output	M22x1.5 male
Order No.	13286

Swivel fitting



Inlet	M22x1.5 male
Output	M22x1.5 female
Order No.	133602

O-rings




Fig. 132736

- O-rings for all Kränzle screw together threaded fittings M22x1.5 female

O-rings	9.3 x 2.4	9.3 x 2.4
Quantity	10	100
Order No.	132735	132736


HOSE DRUMS & REELS


Hose drums		
		Fig. 460811
For device series	HP Hose	Order No.
K 1050-Series	12 m	49151
K 2000-Series	-	48100
Profi 160 TST - Profi 15/120 TST	-	43870
bully-Series	-	464130
quadro 9/170 - 12/150	-	46581
quadro 9/170 - 12/150	15 m	465811
quadro 599, quadro 799	20 m	460811
quadro 599, quadro 799, quadro 899	-	46081
quadro 800 TST - quadro 1500 TST	-	41259
quadro 800 TST - quadro 1500 TST	-	412596
therm-CA-Series, therm-C-Series without holding bracket	-	41259
therm 7-series without bracket	-	44392
therm-1-series from July 2008 without bracket	-	44392
X-Series - X A15, X A17	12 m	496027

Retrofit hose reel kit		
		Fig. 481001
<ul style="list-style-type: none"> ■ Retrofit kits for Kränzle High pressure cleaner (TS version) ■ all retrofit kits are supplied with a Connecting hose or connecting pipe supplied 		
For device series	HD Hose	Order No.
K 2000 Series	15 m	481001
B 13/150 - 16/250 / B 170 - B 270	-	412590
Profi-Jet B 16/220 / B 170 - B 270	20 m	412591
therm-CA-Series, therm-C-Series	15 m	441521
therm-1-Series	20 m	443921
therm 1017 / 715	20 m	44152
therm large series until July 2008	-	441520

Wall bracket	
	
<ul style="list-style-type: none"> ■ Suitable for hose drum 443921, 441521, 41259, 412590 	
Order No.	41260

Push-bar mounting bracket	
	
<ul style="list-style-type: none"> ■ For hose reel therm-1, therm C, therm CA 	
Order No.	441431

Wall/ceiling swiveling bracket	
	
<ul style="list-style-type: none"> ■ Stainless steel version swivelling ■ For Automatic hose reel 	
for hose length m	Order No.
20	412601
30	412602

Automatic hose reel					
			<ul style="list-style-type: none"> ■ Stainless steel version ■ with automatic spring return ■ Drive spring made of spring band steel with highest durability ■ maintenance-free drum bearing ■ Angular swivel joint with stainless steel axles ■ with 8-fold lockable detent position per rotation ■ with threaded hose connection 		
Design	Connecting hose	High pressure hose	180° Swiveling bracket included	Order No.	
for 20 m Steel braided HP-hose	no	no	no	412597	
for 30 m Steel braided HP-hose	no	no	no	412598	
Kit incl. 20 m Steel braided HP hose, + bracket	yes	yes	yes	412681	
Kit incl. 30 m Steel braided HP hose, + bracket	yes	yes	yes	412691	

HOSE NIPPLES & COUPLING SLEEVES

Hose insert



Fig. 12030

■ without ferrule

Order No.

DN 6 at M22x1.5 female Threaded fitting (1 SN)

12030

DN 8 at M22x1.5 female Threaded fitting (1 SN)

12031

Hose insert with swivel fitting



Fig. 48106

■ Swiveling threaded fitting
■ without ferrule

Design

Order No.

for hoses DN 8 at M22x1.5 female

134121

for hoses DN 6 at M22x1.5 female

134122

Hose Reel DN 6 (K2000-Series)

48106


for hoses DN 8 at M22x1.5 female (therm-Series)

40324

for hoses DN 6 at M22x1.5 female

48106

Coupling sleeve



Design

Order No.

M22x1.5 female without bend protection - Ø 13.5 mm

13276

Coupling sleeve




Design

Order No.

M22x1.5 female without bend protection - Ø 17.5 mm

132762

Union nut



Design

Order No.

M22x1.5 female suits Trigger guns - Ø 17.5 mm

132761

Coupling sleeve with bend protection



Design

Order No.

M22x1.5 female with bend protection

13289

Brass low pressure hose adapter



Fig. 150052

Design

Order No.

3/8" male at DN 14

150052

1/2" male at DN 14

150053

THREADED FITTINGS & COUPLINGS

M22-Threaded coupling



Fig. 13373



Fig. 133601



Fig. 133602

Design	Order No.
M22x1.5 female at 1/4" male	13360
M22x1.5 female at 3/8" male	13371
M22x1.5 female at 1/4" female	13372
M22x1.5 female at 3/8" female	13373
M22x1.5 female External hex maleon at M12x1 female	13362
M22x1.5 female External hex maleon at 1/4" female	13374
M22x1.5 female (swiveling) at 1/4" male	133601
M22x1.5 female (swiveling) at M22x1.5 male	133602

M22-Nipple



Fig. 13365



Fig. 13368



Fig. 133651

Design	Order No.
M22x1.5 male at 1/4" male	13365
M22x1.5 male (deep hole) at 1/4" male	13366
M22x1.5 male at 3/8" male	133652
M22x1.5 male at 1/8" female	13367
M22x1.5 male at 1/4" female	13368
M22x1.5 male at 3/8" female	13369
M22x1.5 male with hex maleon socket at M12x1 female	13363
M22x1.5 male with hex maleon socket at 1/4" female	13370
M22x1.5 male (deep hole) at 1/4" female	133651

Double nipple



Fig. 13280



Fig. 13281



Fig. 13288

Design	Order No.
1/8" male at 1/4" male	13280
1/4" male at 1/4" male	13281
1/4" male at 3/8" male	13282
3/8" male at 3/8" male	13283
3/8" male at M18x1.5 male (L12 male)	13288

Reduction nipple



Fig. 12021




Fig. 12022



Fig. 12023

Design	Order No.
1/2" male at 3/8" female	12019
3/8" male at 1/4" female	12020
1/4" male at 1/8" female	12021
M12x1 female at 1/4" male	12022
1/4" female at 1/4" male	12023

Back-flow preventer



Design	Order No.
<ul style="list-style-type: none"> ■ non-return valve ■ Aerator for installation between high-pressure cleaner and drinking water pipe 	410164

Ball valve



Fig. 132912

Design	Order No.
with 2 x Threaded fitting M22x1.5 female	max. 250 bar 132912
with 2 x 1/4" female	max. 250 bar 132911

Needle valve



Fig. 13291

<ul style="list-style-type: none"> ■ with brass body and plastic hand wheel ■ optional: Counter nut for front mounting 			Order No.
Inlet	Outlet	Front installation	
1/4" male	1/4" female	no	13290
1/4" female	1/4" female	yes	13291

PRESSURE GAUGES

Pressure gauge



Fig. 43051
Fig. 496023

- Print area: 0 - 250 bar
- Materials: Plastic
- Diameter: Ø 40 mm
- Front installation, Rear connection 1/8" male

Design	Order No.
K 105	43051
X-Series	496023

Pressure gauge



Fig. 150393

- Print area: 0 - 250 bar
- Materials: Plastic
- Diameter: Ø 50 mm
- Front installation, Rear connection

Design	Order No.
Print area: 0 - 250 bar, Connection 1/4" male at the back	150393

Pressure gauge




Fig. 150397

- Materials: Stainless steel
- Diameter: Ø 63 mm
- Connection below 1/4" male

Design	Order No.
Print area: 0 - 250 bar, Connection 1/4" male below	150397
Print area: 0 - 400 bar, Connection 1/4" male below	150396

Pressure gauge




Fig. 150394
Fig. 150391

- Materials: Stainless steel
- Diameter: Ø 63 mm
- Front installation, Rear connection 1/4" male

Design	Order No.
Print area: 0 - 250 bar, Connection 1/4" male at the back	15039
Print area: 0 - 400 bar, Connection 1/4" male at the back	150394
Print area: 0 - 250 bar, Connection 1/4" male at the back, with Clamping bracket for front installation	150391
Print area: 0 - 400 bar, Connection 1/4" male at the back, with Clamping bracket for front installation	150395



PIPE / DRAIN CLEANING

Pipe/Drain cleaning hose with nozzle



without front drilling



with front drilling

- Inlet: M22x1.5 male
- Nozzle size: 055
- Nozzle diameter (outside) Ø 15 mm
- with or without forward firing jet

Length m	Connection	DN	Working pressure max.bar / MPa	Temperature max. °C	Order No.	Order No. with front drilling
10	M22x1.5 male	5	200 / 20	60	410581	410581-F
15	M22x1.5 male	5	200 / 20	60	41058	41058-F
20	M22x1.5 male	5	200 / 20	60	410582	410582-F
25	M22x1.5 male	5	200 / 20	60	410583	410583-F
30	M22x1.5 male	5	200 / 20	60	410584	410584-F
10	Quick-Release insert DN 10	5	200 / 20	60	12850	

Drain cleaning nozzle (KN)



without front drilling



- Drain cleaning nozzle
- Inlet: 1/8" female
- 3 rear firing jets
- Head diameter: Ø 15 mm

Nozzlesize	Colour	Order No.
055	●	KN055

Drain cleaning nozzle with forward firing jet (KNF)



with front drilling



- Drain cleaning nozzle
- Inlet: 1/8" female
- with Front drilling
- 3 rear firing jets and 1 forward firing jet
- Head diameter: Ø 15 mm

Nozzlesize	Colour	Order No.
055	●	KNF055

Drain cleaning nozzle (KK)



without front drilling



Fig. KK045

- Drain cleaning nozzle, ball head
- Inlet: 1/4" female
- 4 rear firing jets
- Head diameter : Ø 25 mm
- for use with Kränzle-drain cleaning hoses, With use of Reduction nipple, Ord. No.: 12021

Nozzlesize	Colour	Order No.
04	●	KK04
045	●	KK045
05	●	KK05
055	●	KK055
06	●	KK06
065		KK065
07	●	KK07
08	●	KK08
09	●	KK09
10	●	KK10
12		KK12

Drain cleaning nozzle (KKF)



with front drilling



- Drain cleaning nozzle, ball head
- Inlet: 1/8" female
- with Front drilling
- 4 rear firing jets and 1 forward firing jet
- Head diameter : Ø 25 mm
- for use with Kränzle-drain cleaning hoses, With use of Reduction nipple, Ord. No.: 12021

Nozzlesize	Colour	Order No.
04	●	KKF04
045	●	KKF045
05	●	KKF05
055	●	KKF055
06	●	KKF06
065		KKF065
07	●	KKF07
08	●	KKF08
09	●	KKF09
10	●	KKF10
12		KKF12

DRAIN CLEANING

Rotating drain cleaning nozzle (KNR)



- rotating drain cleanings nozzle
- Inlet: 1/8" female
- 3 Rays to the back
- Head diameter : Ø 19 mm
- for use with Kränzle-drain cleaning hoses

Nozzlesize	Colour	Order No.
045	●	KNR045-1/8
055	●	KNR055-1/8

Spinning drain cleaning nozzle (KNRS)



- rotating drain cleanings nozzle
- Inlet: 1/8" female
- 2 Radial jets (90 °C), 2 rotating jets to the rear (45 °C)
- Head diameter : Ø 12 mm
- for use with Kränzle-drain cleaning hoses

Nozzlesize	Colour	Order No.
05	●	KNRS05-1/8

Rotating drain cleaning nozzle (KNR)



- rotating drain cleanings nozzle
- Inlet: 1/4" female
- 3 Rays to the back
- Head diameter : Ø 19 mm
- for use with Kränzle-drain cleaning hoses, With use of Reduction ring Ord. No.: 12021

Nozzlesize	Colour	Order No.
045	●	KNR045-1/4
055	●	KNR055-1/4

Reduction nipple



- for KK-, KKF- and KNR-Nozzle

Inlet	Outlet	Order No.
1/8" female	1/4" male	12021



MOUNTING BRACKETS & TROLLEY

Trolley



- For Profi-Jet, incl. wheels and push-bar with gun holder
- Dimensions in mm (L x W x H): 753 x 565 x 991 mm

Order No.

411015

Wall mounting frame



- Stainless steel wall housing incl. Mounting plate and fixing material
- Dimensions in mm (L x W x H): 675 x 478 x 514

Order No.

413120

Carry frame



- for Profi-Jet B12/130, B10/200, B13/150
- Dimensions in mm (L x W x H): 339 x 338 x 405

Order No.

410983



WHEELS

Wheel ø 250 mm



- suitable for quadro 599-799 TST, therm C
- Wheel and hub cap must be ordered separately

Design	Order No.
Wheel ø 250 mm	46010
Wheel ø 250 mm - Non Marking - Design	460101
Wheel cap ø 175 mm	46011

Wheel ø 300 mm



- suitable for therm 1-Series, therm 1017 / 715, therm RP
- Wheel and hub cap must be ordered separately

Design	Order No.
Wheel ø 300 mm	44017
Wheel ø 300 mm - Non Marking - Execution	440171
Wheel cap ø 200 mm	44018

Wheel ø 245 mm



- puncture-proof wheel, completely made of polyurethane foam ø 245 mm

Order No.
40141

ATTENTION !

The Non Marking design prevents dark rubber markings on light, sensitive floors.



SAFETY DEVICES

Safety valve with flow monitor FSB 250



■ for therm-1 Series Rule - from year of construction 2008

Design	Inlet	Outlet	Order No.
for therm-1 Series	M18x1.5 male	M18x1.5 female	14235

Complete - Safety block



■ for therm-devices till year of construction 2008

Order No.
40596

Flow monitor



■ max. 250 bar | max. 120°C
 ■ switches at more than 0.4 - 4 l (configurable) Flow rate on
 ■ switches at less than 0.4 - 4 l (configurable) Flow rate from
 ■ 230 V ~1.50 Hz, 6.0 A, 100 VA | 2.5 m Cable | MR 10, 2 x 3/8" female

Inlet	Outlet	Order No.
3/8" female	3/8" female	12634

Flow monitor



■ max. 250 bar | max. 30 l/min | max. 90°C
 ■ 230 V ~1.50 Hz, 6.0 A | 1.5 m Cable

Inlet	Outlet	Order No.
M18x1.5 male	M18x1.5 female	126002

Reed contact with cable



■ only for flow monitors (Order No. 12634) suitable

Order No.
126341

Safety valve S 250



Fig. 141351



■ max. 250 bar | max. 35 l/min | max. 90 °C

Design	Inlet	Outlet	Order No.
S 250	3/8" female	1/4" female	141351
	M18x1.5 male	M18x1.5 male	44888
	M18x1.5 male	M20x1.5 male	44205

Unloader UL 250



Fig. 14141K

■ max. 250 bar | max. 35 l/min | max. 60 °C
 ■ optional: with Ball recoil (K), Injector (I), Front installation (F)
 ■ Connections: Bypass 1/4" female | Pressure gauge 1/4" female

Design	Inlet	Outlet	Order No.
UL 250 K	3/8" female	3/8" female	14140K
ULH 250 K	3/8" female	3/8" female	14141K
ULH 250 KF	3/8" female	3/8" female	14142K
ULH 250 KI	3/8" female	M22x1.5 male	141432K
UL 250 KI	3/8" female	M22x1.5 male	141405K

Unloader Legend

Abbreviation	Meaning
I	Injector
F	Front installation
H	Handwheel
K	Ball recoil


UNLOADER SPINDLES & BYPASS SYSTEMS

Unloader spindle complete	
	
Design	Order No.
for quadro big, therm devices until year of construction 2008, WS-Series, Profi-Jet-Series	43444
for quadro 800	434441
for therm-1-Series	44209
for therm C/CA-Series, K2000-Series, Profi-Series, quadro small, quadro medium	40490
for K 1150 T, K 1151 T, K 1152 TST	445321
for ULH 250	141322
for ULH 250 F	141328
for S250, UL 100	141101
for therm RP-Series	486032
for X A15, X A17	496026

Easy start plunger kit

Order No.
490411

CIRCUIT BOARDS

Delayed TS shut-down PCB	
	
<ul style="list-style-type: none"> ■ Switch-off delay ■ suitable for quadro-Series 	
Design	Order No.
230 V 50 / 60Hz	42564
400 V 50 / 60 Hz	42563

therm-series PCB	
	
<ul style="list-style-type: none"> ■ suitable for therm-Series 	
Design	Order No.
therm CA	44952
therm-1, therm RP	44359
therm C, therm 1017 / 715	44836

PCB for Remote Control Kits	
	
<ul style="list-style-type: none"> ■ for cable up to 50m Length ■ Switching of 4 functions ■ 400 V 50 / 60 Hz 	
Order No.	
41377	

Over temperature safety cut-out PCB	
	
<ul style="list-style-type: none"> ■ suitable for therm-1-Series, 400 V 50 / 60 Hz 	
Order No.	
44370	

PRESSURE SWITCHES & MICROSWITCH

Pressure switch complete



Fig. 12632



Fig. 441201

- Switching range 20 - 250 bar | 290 - 3625 PSI
- max. 80 °C | 15 A | with 1.3 m Cable

Inlet	Cable Length mm	Order No.
1/4" male	1300	12632
1/4" male	1300	126321
1/4" male	500	441201

Pressure switch mechanism




Fig. 150111



Fig. 150113

Inlet	Order No.
1/4" male	150111
3/8" male	150112
M21x1.5 male	150113
M24x1.5 male	150114


Microswitch




Fig. 44262


Inlet	Order No.
max. 5 A Switching capacity for electric control	44262
max. 16 A Switching capacity	15018


HOT WATER THERM SERIES PARTS

Heating coil	
	
Fig. 42261	
Design	Order No.
for therm CA, therm C	44900
for therm CA, therm C - Stainless steel design	449001
for therm-1 Series from 07/2008	44374
for therm-1 Series from 07/2008 - Stainless steel design	443741


Heating coil - with inner sleeve	
	
Fig. 44399	
Design	Order No.
for therm-1 Series from 07/2008	44399
for therm-1 Series from 07/2008 - Stainless steel design	443742
for therm CA, therm C	449010


Complete ignition block	
	
Nozzle	Order No.
1.25 gph	442740
1.35 gph	442741
1.50 gph	442742
1.65 gph	442743
1.65 gph (for therm 1017 / 715)	442753

Exhaust adapter	
	
■ suitable for all therm series ■ Diameter: 200 mm	
Length mm	Order No.
200	44192
385	441921

Fuel pump	
	
Fig. 44371	
Design	Order No.
for therm-1 from year of manufacture 07/2008	44371
for therm to year of manufacture 07/2008	440731
for therm 1017 / 715	44453
for therm C, therm CA	448521

Burner motor drive peg	
	
Fig. 44085	
Design	Order No.
for therm C, therm CA	448522
for therm-1, therm 1017 / 715	44085

Burner motor	
	
Fig. 440726	
Design	Order No.
for therm-1, therm 1017 / 715 with left rotation	440726
for therm C, therm CA with right rotation	448506

Fuel pressure gauge	
	
Fig. 44082	
Design	Order No.
Print area 0 - 25 bar ϕ 50 mm 1/8" male	44082
Print area 0 - 16 bar ϕ 50 mm 1/4" male with clamping bracket for front mounting and MS nut	443620

HOT WATER THERM SERIES PARTS

Fuel filter



Fig. 44452



Fig. 44391

Design	Order No.
for therm 1017	44452
for therm 895-1	44391
for therm 895	440731

Fuel filter sieve



Order No.
44213

Ignition cables (pair of)



Length mm	Order No.
500	44114

Fuel Nozzle



Fig. 440771

■ 60° - Spray angle	
Nozzlesize	Order No.
1.25	440771
1.35	440772
1.5	44077
1.65	440773

Ignition electrode block



Order No.
44080

Ignition transformer




Design	Order No.
Primary voltage 230 V ~1 / 50 Hz	44074



REMOTE CONTROL KITS

Remote control set with 4 functions



- Remote control set therm with 4 illuminated switches and emergency stop
- incl. control unit, service plug and connection cable
- Switching functions :
 - Device On / Off
 - Heating On / Off
 - Cleaning agent 1 On / Off
 - Cleaning agent 2 On / Off
 - Emergency stop

Cable length m	25	50
Order No.	422411	422412

Remote control set with 2 functions





Fig. 422401

- Remote control set therm with 2 illuminated switches and emergency stop
- incl. control unit, service plug and connection cable
- Switching functions :
 - Device On / Off
 - Heating On / Off
 - Emergency stop

Cable length m	25	50
Order No.	422401	422402

Remote control set with 1 Function



Fromb. 422411

- for all stationary cold water units, all therm-1, all electrically heated therm, all stationary therm
- ON/OFF - Switch with Cable (2 x 1.5 mm²) up to max. 10 m
- Connection to the board

Order No.
41391


Cleaning agent pump



- Delivery rate: 0.4 - 4.0 l/h
- variable-speed
- electronic connection: 230 V

Order No.
150387

Peristaltic tube



- suitable for cleaning agent pump Order No. 150387

Order No.
150389

SWIVEL ARMS


Swivel arm



- Galvanized steel | Boom with hose reel ST 14 stainless steel | Hose capacity outside | Supplied without high pressure hose
- max. 300 bar | Inlet 3/8" male | Outlet 3/8" female

Length mm	Weight	Rotation	Order No.
3570	50	180°	41382
4570	54	180°	41386

ANTI-VIBRATION RUBBER-METAL MOUNTS

Anti-vibration rubber-metal mount

<ul style="list-style-type: none"> ■ Size: 25 x 25 mm ■ M6 female, NK 55° Shore, galvanized
Order No.
483003

Anti-vibration rubber-metal mount

<ul style="list-style-type: none"> ■ Size: 15 x 15 mm ■ M6 male, NK 55° Shore, galvanized
Order No.
43419

Anti-vibration rubber-metal mount

<ul style="list-style-type: none"> ■ Size: 40 x 30 mm ■ M8x20 male, M8x10 female, NK 50° Shore, galvanized
Order No.
40220

Anti-vibration rubber-metal mount

<ul style="list-style-type: none"> ■ Size: 30 x 30 mm ■ 2x M8x25 male, galvanized
Order No.
44227



COMPLETE PUMP & MOTOR ASSEMBLY

AXIAL DRIVE: AQ-PUMPS WITH MOTOR - BG 112

AQ-BG 112



Fig. 40651

- On/Off switch box
- Working pressure infinitely variable
- Hot water supply: max. 60 °C
- Engine speed: 1400 Rpm
- Inlet: 3/4" male
- Outlet: M22x1.5 male
- Weight: 26 kg
- Dimensions in mm (L x W x H): 570 x 230 x 260

Design	Nozzlesize	Order No.
13 l/min (780 l/h) / 30 - 250 bar 400 V ~3 / 50 Hz / 12 A / 5.5 kW	04	40650
16 l/min (960 l/h) / 30 - 220 bar 400 V ~3 / 50 Hz / 12 A / 5.5 kW	05	40651
19 l/min (1140 l/h) / 30 - 180 bar 400 V ~3 / 50 Hz / 12 A / 5.5 kW	07	40652
25 l/min (1500 l/h) / 30 - 140 bar 400 V ~3 / 50 Hz / 12 A / 5.5 kW	10	40653

AQ-BG 112



Fig. 406511

- Electronics box with on/off switch (Total-Stop)
- TS-delayed shutdown, approx. 30 seconds
- Safety switch-off after 20 minutes
- Working pressure infinitely variable
- Hot water supply max. 60 °C
- Engine speed: 1400 Rpm
- Inlet: 3/4" male
- Outlet: M22x1.5 male
- Weight: 28 kg
- Dimensions in mm (L x B x H): 570 x 230 x 350

Design	Nozzlesize	without power cable		with power cable	
13 l/min (780 l/h) / 30 - 250 bar 400 V ~3 / 50 Hz / 12 A / 5.5 kW	04		406501		406502
16 l/min (960 l/h) / 30 - 220 bar 400 V ~3 / 50 Hz / 12 A / 5.5 kW	05		406511		406512
19 l/min (1140 l/h) / 30 - 180 bar 400 V ~3 / 50 Hz / 12 A / 5.5 kW	07		406521		406522
25 l/min (1500 l/h) / 30 - 140 bar 400 V ~3 / 50 Hz / 12 A / 5.5 kW	10		406531		406532

COMPLETE PUMP & MOTOR ASSEMBLY

AXIAL DRIVE: AM-PUMPS WITH MOTOR - BG 100

AM-BG 100



- On/Off switch box
- Working pressure infinitely variable
- Hot water supply: max. 60 °C
- Engine speed: 1400 Rpm
- Inlet: 3/4" male
- Outlet: M22x1.5 male
- Weight: 22 kg
- Dimensions in mm (L x W x H): 510 x 195 x 250

Fig. 466511

Design	Nozzlesize	Order No.
10 l/min (600 l/h) / 30 - 150 bar 230 V ~1 / 50 Hz / 14 A / 2.4 kW	035	466501
13 l/min (780 l/h) / 30 - 180 bar 400 V ~3 / 50 Hz / 8.5 A / 4.0 kW	045	466511
15 l/min (900 l/h) / 30 - 150 bar 400 V ~3 / 50 Hz / 8.5 A / 4.0 kW	06	466523

AM-BG 100



- Electronics box with on/off switch (Total-Stop)
- TS-delayed shutdown, aprox. 30 seconds
- Safety switch-off after 20 minutes
- Working pressure infinitely variable
- Hot water supply: max. 60 °C
- Engine speed: 1400 Rpm
- Inlet: 3/4" male
- Outlet: M22x1.5 male
- Weight: 22 kg
- Dimensions in mm (L x W x H): 510 x 195 x 330

Fig. 46651

Design	Nozzlesize	without power cable	with power cable
10 l/min (600 l/h) / 30 - 150 bar 230 V ~1 / 50 Hz / 14 A / 2.4 kW	035	46650	466504
13 l/min (780 l/h) / 30 - 180 bar 400 V ~3 / 50 Hz / 8.5 A / 4.0 kW	045	46651	466514
15 l/min (900 l/h) / 30 - 150 bar 400 V ~3 / 50 Hz / 8.5 A / 4.0 kW	06	46652	466524

COMPLETE PUMP & MOTOR ASSEMBLY

AXIAL DRIVE: APG-PUMPS WITH MOTOR - BG 80/90

APG-BG 90



Fig. 41673

- On/Off switch box
- Working pressure infinitely variable
- Hot water supply: max. 60 °C
- Engine speed: 1400 Rpm
- Inlet: 3/4" male
- Outlet: M22x1.5 male
- Weight: 23 kg
- Dimensions in mm (L x W x H): 400 x 200 x 230

Design	Nozzlesize	without power cable
11 l/min (660 l/h) / 30 - 130 bar 230 V ~1 / 50 Hz / 13.5 A / 2.3 kW	042	41672
12 l/min (720 l/h) / 30 - 150 bar 400 V ~3 / 50 Hz / 6.7 A / 2.7 kW	042	41673

APG-BG 80




Fig. 41670

- On/Off switch box
- Working pressure infinitely variable
- Hot water supply: max. 60 °C
- Engine speed: 1400 Rpm
- Inlet: 3/4" male
- Outlet: M22x1.5 male
- Weight: 20 kg
- Dimensions in mm (L x W x H): 400 x 200 x 230

Design	Nozzlesize	Order No.
9 l/min (540 l/h) / 10 - 80 bar 230 V ~1 / 50 Hz / 8.5 A / 1.0 kW	042	41670

ACCESSORIES - MOTOR PUMP UNITS

Switch housing with power supply cable	
	
Fig. 41691	
<ul style="list-style-type: none"> ■ 5 m Cable with plug ■ 230 V Switch housing 	
Design	Order No.
with Switch and Overcurrent release 8,5 A for Order No. 41670 (BG 80)	41690
with Switch and Overcurrent release 13,5 A for Order No. 41672 (BG 90)	41691

Power supply cable	
	
Fig. 42812	
	
Fig. 41092	
<ul style="list-style-type: none"> ■ 5 m Cable with plug ■ 230 V Switch housing 	
Design	Order No.
5 m Cable with plug, for 230 V	41092
8 m Cable with plug CE 16 A, for 400 V ~3 / 1.5 mm ²	44036
8 m Cable with plug CE 32 A, for 400 V ~3 / 2.5 mm ²	42812

ACCESSORIES - MOTOR PUMP UNITS

Claw coupling	
	
Order No.	
474300	

COMPLETE PUMP & MOTOR ASSEMBLY

IN-LINE DRIVE: RP-PUMPS WITH MOTOR

RP 1000 - RP 1200 - RP 1400 - RP 1600



Fig. 474500

- On/Off electronic switch box
- Working pressure infinitely variable
- Hot water supply: max. 60 °C
- Engine speed: 1400 Rpm
- Inlet: 1/2" female
- Outlet: M22x1.5 male
- Weight: 48 kg
- Dimensions in mm (L x W x H): 560 x 310 x 270

Design	Nozzlesize	without power cable
16 l/min (960 l/h) / 30 - 200 bar 400V ~1 / 50 Hz / 14.4 A / 8.0 kW	055	474500
19 l/min (1140 l/h) / 30 - 180 bar 400V ~1 / 50 Hz / 14.4 A / 8.0 kW	065	474510
22 l/min (1320 l/h) / 30 - 170 bar 400V ~1 / 50 Hz / 14.4 A / 8.0 kW	08	474520
26 l/min (1560 l/h) / 30 - 150 bar 400V ~1 / 50 Hz / 14.4 A / 8.0 kW	11	474530

RP 1000 - RP 1200 - RP 1400 - RP 1600



Fig. 474501

- Electronics box with on/off switch (Total-Stop)
- TS-delayed shutdown, approx. 30 seconds
- Safety switch-off after 20 minutes
- Working pressure infinitely variable
- Hot water supply: max. 60 °C
- Engine speed: 1400 Rpm
- Inlet: 1/2" female
- Outlet: M22x1.5 male
- Weight : 48 kg
- Dimensions in mm (L x W x H): 560 x 310 x 360

Design	Nozzlesize	with power cable
16 l/min (960 l/h) / 30 - 200 bar 400V ~1 / 50 Hz / 14.4 A / 8.0 kW	055	474501
19 l/min (1140 l/h) / 30 - 180 bar 400V ~1 / 50 Hz / 14.4 A / 8.0 kW	065	474511
22 l/min (1320 l/h) / 30 - 170 bar 400V ~1 / 50 Hz / 14.4 A / 8.0 kW	08	474521
26 l/min (1560 l/h) / 30 - 150 bar 400V ~1 / 50 Hz / 14.4 A / 8.0 kW	11	474531

IN-LINE DRIVE: RP-PUMPS WITHOUT MOTOR

Pump and transmission with integrated unloader and Total-Stop



- Integrated unloader and total stop
- Working pressure infinitely variable
- Hot water supply: max. 60 °C
- Inlet: 1/2" female
- Outlet: 3/8" female
- Weight: 12 kg
- Dimensions in mm (L x W x H): 310 x 290 x 150

Design	Nozzlesize	Order No.
13 l/min (780 l/h) at 1400 Rpm max. 200 bar	04	474600
16 l/min (960 l/h) at 1400 Rpm max. 200 bar	055	474400
19 l/min (1140 l/h) at 1400 Rpm max. 200 bar	065	474410
22 l/min (1320 l/h) at 1400 Rpm max. 200 bar	08	474420
26 l/min (1560 l/h) at 1400 Rpm max. 200 bar	11	474430

Pump and transmission without integrated unloader



- Without integrated unloader and total stop
- Hot water supply: max. 60 °C
- Inlet: 1/2" female
- Outlet: 3/8" female
- Weight: 12 kg
- Dimensions in mm (L x W x H): 290 x 230 x 150

Design	Nozzlesize	Order No.
13 l/min (780 l/h) at 1400 Rpm max. 200 bar	04	474650
16 l/min (960 l/h) at 1400 Rpm max. 200 bar	055	474450
19 l/min (1140 l/h) at 1400 Rpm max. 200 bar	065	474460
22 l/min (1320 l/h) at 1400 Rpm max. 200 bar	08	474470
26 l/min (1560 l/h) at 1400 Rpm max. 200 bar	11	474480

AXIAL DRIVE: PUMPS WITH FLANGE FOR HONDA MOTOR

APG-Pump, complete



Fig. 24110

- Flange in actuator housing
- Swashplate
- double bearing pack
- Oil housing
- Leakage return
- integrated ULH valve
- Injector incl. suction hose and filter
- Water inlet 3/4" male
- Stainless steel pressure gauge

Design	Order No.
for Profi Jet B 13/150 for Honda GX 160 5.5 PS	24110
for Profi Jet B 10/200 for Honda GX 200 6.5 PS	241101

AQ-Pump, complete



Fig. 402651

- intermediate flange
- Swashplate
- double bearing pack
- integrated ULH valve
- Injector
- Water inlet 3/4" male
- Stainless steel pressure gauge
- without speed regulation

Design	Order No.
for B 240 T - B 270 T for Honda GX 390 13 PS	402651
for Profi Jet B 20/220 for Honda GX 390 13 PS	402652

AQ-Pump, complete



Fig. 40265

- intermediate flange
- Swashplate
- double bearing pack
- integrated ULH valve
- Injector incl. suction hose and filter
- Water inlet 3/4" male
- Stainless steel pressure gauge
- without speed regulation

Design	Order No.
for Profi Jet B 16/220, for Profi Jet B 16/250 for Honda GX 340 11 PS	40265
for Profi Jet B 20/220 for Honda GX 390 13 PS	40266

HONDA ENGINES

Honda Engine G



- Cubic capacity: 163 cm³
- Net output: 3.6 kW
- Dimensions in mm (L x W x H): 312 x 362 x 346
- Dry weight: 15.1 kg
- with Intermediate reduction to 1800 Rpm

Order No.

24027

Honda Engine GX 2



- Cubic capacity: 196 cm³
- Net output: 4.3 kW
- Dimensions in mm (L x W x H): 321 x 376 x 346
- Dry weight: 16.1 kg
- with Intermediate reduction to 1800 Rpm

Order No.

240272

Honda Engine GX 340



- Cubic capacity: 389 cm³
- Net output: 8.0 kW
- Dimensions in mm (L x W x H): 406 x 460 x 448
- Dry weight: 31.7 kg
- with Intermediate reduction to 1800 Rpm

Order No.

24026

Honda Engine GX 390



- Cubic capacity: 389 cm³
- Net output: 8.7 kW
- Dimensions in mm (L x W x H): 406 x 460 x 448
- Dry weight: 31.7 kg
- with Intermediate reduction to 1800 Rpm

Order No.

240261

Speed regulation control



g. 42580

Design

Order No.

for B16/220 - B20/200

42580

for B230T - B270T

425801

Replacement Bowden cable



Order No.

42586

EXCLUSIVE TOOLS - FOR KRÄNZLE SERVICING DEALERS

Front and rear oil seal fitting kit




Fig. 15531

■ for AZ-, AP-, APG-, AM-, AY-, AQ-Pump (kit inc.: Padding panel, 15506)

Design	Order No.
Pressure sleeve Ø 12 mm	15505
Pressure sleeve Ø 14 mm	15500
Pressure sleeve Ø 15 mm	15501
Pressure sleeve Ø 18 mm	15502
Pressure sleeve Ø 20 mm	15503
Pressure piece	15510
Pressure mandrel	15504
Complete kit of assembly tools Oil seals	15531

A-side bearing press-in tooling




Fig. 15532

■ for AZ-, AP-, APG-, AM-Pump

Design	Order No.
Padding panel	15506
Pressure piece	15507
Impact sleeve	15508
Impact sleeve aluminium	15509
Complete kit	15532

A-side bearing press-in tooling




Fig. 15534

■ for AY-, AQ-Pump

Design	Order No.
impact sleeve	15512
Complete kit mandrel / pressure piece / impact sleeve	15534

Rear oil seal press-in tooling





Fig. 15533

■ for AZ-, AP-, APG-, AM-Pump

Design	Order No.
Pressure piece	15510
Padding panel	15506
Pressure mandrel	15504
Complete kit	15533

Oil seal removal tool



■ for AZ-, AP-, APG-, AM-, AY-, AQ-Pump

Order No.
15513

Seat & retaining ring insert tool



Order No.
15528

Socket for HP nozzle



Order No.
155270

O-ring removal tool



Order No.
15540

EXCLUSIVE TOOLS - FOR KRÄNZLE SERVICING DEALERS

Tool for installing / removing the heating coil



Fig. 155275

■ lateral open nut	Order No.
SW 12 for 6 & 8 mm Ermeto angle	155272
SW 13 for 9 mm Ermeto angle	155273
SW 14 for 10 mm Ermeto angle	155271
SW 17 for 12 mm Ermeto angle	15527
Complete kit: SW 12, 13, 14, 17	155275

Water seals fitting tooling



Fig. 15542

■ for easy inserting of seals, suits: AZ-, AP-, APG-, AM-, AY-, AQ-Pumps		
cuff size mm	Centering diameter mm	Order No.
12	26	155410
14	28	155411
14+15	33	155412
18	33	155413
20	36	155414
Complete kit (all 5 versions in a kit)	varies	15542

Puller



■ for AM-, AY-, AQ-Pump	
Design	Order No.
Swashplate puller	15514
Transmission casing - motor puller	15543

Transmission casing - motor, swash plate puller kit



■ for AM-, AY-, AQ-Pump	
Design	Order No.
complete kit	15535

Soot pump with accessories



Order No.
15524

Soot table



Order No.
15525

Filter paper strip for Soot pump



Design	Order No.
40 Piece	155241

UVV test seal marks



Design	Order No.
12 Stickers	UVV200106

RP-SERIES EXCLUSIVE TOOLS - FOR KRÄNZLE SERVICING DEALERS

Oil sealing rings



Fig. 155480

Fig. 155481

Fig. 155490

Design	Order No.
Disassembly with installed connecting rod	155480
Mounting with built-in connecting rod	155481
Mounting ring on crankshaft side	155490

Assembly sleeve O-ring / support ring



Order No.

155482

Mounting plate RP pump / valve heads



Order No.

155450

Torque adjustment crank



Order No.

155460

Torque wrench



Order No.

155461

Bearings puller



Order No.

155470

Puller



Order No.

155471

ADHESIVES

Loctite 245



- medium strength, medium viscosity, methacrylate-based screw lock for large threads
- Product is used for threaded connections, that must be demountable with normal hand tools
- Product is suitable for metals including steel, brass and stainless steel

Thread size	Operating temperature range	Package size ml	
to M80	-55 to +150 C°	50	250
Order No.		156000	156005

Loctite 270



- for all threaded connections made of metal, also stainless steel, aluminium, galvanized surfaces and chrome-free coatings
- tolerates low oily contamination by industrial oils, e.g. engine oils, corrosion protection oils, cutting oils
- ideal for permanently securing stud bolts on engine blocks and pump housings

Thread size	Operating temperature range	Package size ml	
to M20	-55 to +180 C°	50	250
Order No.		156001	156006

Loctite 278



- green, high strength, medium viscosity screw lock methacrylate-based
- suitable for applications where the migration of adhesive must be avoided
- tolerates low oily contamination by industrial oils
- good temperature resistance

Thread size	Operating temperature range	Package size ml	
to M36	-55 to +200 C°	50	250
Order No.		156002	156007

Loctite 572



- for metals, slow hardening thread seal
- suitable for coarse metal threads
- ideal when slow hardening is desired to readjust the joints

Thread size	Operating temperature range	Package size ml	
to M80/R3"	-55 to +150 C°	50	250
Order No.		156003	156008

Loctite 401



- fast hardening in seconds
- clean, almost invisible connection
- universally applicable - connection of different materials
- high strength - often higher than the strength of bonded materials
- for the bonding of smaller parts

Hand strength	Operating temperature range	Package size g		
3 - 10 sec.	-40 to +120 C°	5	20	50
Order No.		156010	156011	156012

ADHESIVES, PASTE & LUBRICATORS

Water detection paste



- for detecting water in containers filled with fuels, heating oil or other liquids not miscible with water
- enables both the reliable detection of water and Measurement of the height of a possibly existing water layer

Package size g	Order No.
150	156020

Long-life grease



- Grease based on mineral oil and barium complex soap
- Quality that shows very good load-bearing capacity at specifically high surface pressures and thus offers good wear protection
- good corrosion protection, water resistance and resistance to many diluted alkaline or acid solutions

Package size g	Order No.
50	156030

Teflon sealing tape



- PTFE sealing tape
- Thread seal made of pure, sintered PTFE
- Chemically resistant even against aggressive media
- brittle, does not swell or stick

Dimensions	Piece	
12 mm x 0.1 mm x 1200 mm	1	10
Order No.	156040	156041

High performance transmission oil



- filling quantity: 1 l

Design	Order No.
High performance transmission oil for all Kränzle machines	400932



ATTENTION !



Safety data sheets available under
www.kraenzle.com/sda

SERVICE CASE - EXCLUSIVE FOR KRÄNZLE SERVICING DEALERS



EXCLUSIVE TOOLS SERVICE CASE			
Pos.	Designation	Quantity / Piece	Order No.
1	Service case exclusive tool complete	1	433631
2	Service case empty without inserts and spare parts	1	433600
3	Exclusive tool top insert	1	433690
4	Exclusive tool bottom insert	1	433691
5	Exclusive tool drawer	1	433692
6	Exclusive tool lid insert	1	433689
7	A-side bearing press-in tooling	1	15532
8	Transmission casing - motor, swash plate puller kit	1	15535
9	Front and rear oil seal fitting kit	1	15531
10	Water seals fitting tooling	1	15542
11	Impact sleeve for A-side bearing	1	15512
12	Oil seal removal tool	1	15513
13	Seat & retaining ring insert tool	1	15528
14	Soot pump with accessories	1	15524



SERVICE CASE HOT WATER SPARE PARTS

SERVICE CASE HOT WATER SPARE PARTS			
Pos.	Designation	Quantity / Piece	Order No.
1	Service case hot water complete	1	433621
2	Service case empty without inserts and spare parts	1	433600
3	Hot water insert on top	1	433685
4	Hot water insert below	1	433686
5	Hot water insert drawer	1	433687
6	Hot water lid insert	1	433688
7	Burner motor drive coupling	2	44085
8	Unloader spindle complete for therm 630-1160	1	44209
9	Over temperature safety cut-out PCB Primary voltage 400 V 50/60 Hz	1	44370
10	Circuit board for therm-1 series (from 3/2008), 400 V, 50/60 Hz	1	44359
11	Circuit board for therm C and therm 1017, 400 V, 50/60 Hz	1	44836
12	Switch (therm C) 16 A (4 connections) with lighted rocker	2	44835
13	Micro switch up to 5 A for electronic control	4	44262
14	Ignition electrode block 25 x 140 mm	2	44080
15	High voltage ignition cables with plug for burner chamber therm (pair of)	1	44114
16	Fuel filter complete for therm-1 series	1	44391
17	Fuel nozzle 60° B 1.25 GPH	2	440771
18	Fuel nozzle 60° B 1.35 GPH	2	440772
19	Fuel nozzle 60° B 1.5 GPH	2	44077
20	Fuel nozzle 60° B 1.65 GPH	2	440773
21	Fuel pump cpl. with magnetic valve, connection parts, plug connector	1	44371
22	Fuel pump C cpl. with magnetic valve, pressure gauge, connection parts	1	448521
23	Pressure gauge 0-16 bar ø 50 mm, Front mounting, for fuel pressure therm	1	44362
24	Pressure gauge 0-25 bar ø 50 mm, bottom connection, for fuel pressure therm	1	44082
25	Potentiometer 10K-Ohm for electronic temperature control	1	44951
26	Chemical valve complete for Kränzle therm-1 series	1	46616
27	Float valve for therm-1 series	1	44025
28	Float valve E: 3/4" square, lever: 90° left, no crank	1	46250
29	O-rings 9.3 x 2.4 mm (green), for Kränzle-Manual threaded fittings M22	1	132735
30	Control panel for therm 635-1165	1	44257
31	Teflon tape (roll)	1	156040

SERVICE CASE COLD WATER SPARE PARTS

SERVICE CASE COLD WATER SPARE PARTS			
Pos.	Designation	Quantity / Piece	Order No.
1	Service case cold water complete	1	433611
2	Service case empty without inserts and spare parts	1	433600
3	Cold water insert on top	1	433680
4	Cold water insert below	1	433681
5	Cold water insert drawer	1	433682
6	Cold water cover insert	1	433683
7	Switch (Schurter) Amazonas 3-phase with 8 A overcurrent release and illuminated rocker	1	41751
8	Switch (Schurter) Amazonas with 8.5 A overcurrent release	1	43329
9	Switch (Schurter) Amazonas with 12 A overcurrent release	1	43033
10	Switch (Schurter) Amazonas with 14.5 A overcurrent release and illuminated rocker	1	411116
11	Switch (ETA) with push-button operation and illumination, without overcurrent release	1	42644
12	Micro switch 5 A with gold-plated contacts and blue operating button	1	44262
13	Microswitch 16 A with black operating button	1	15018
14	Switch frame with switch seal K 155	1	43453
15	Water seals kit 14 mm AZ-L pump (z.B. K1152)	1	49053
16	Water seals kit 18 mm AP / APG / AM-Pump	1	410491
17	Water seals kit AQ-Pumps - without brass parts	1	40517
18	Valve kit AQ / AY / K-Pump (red Valves)	1	400621
19	Valve kit APG-Pump (green Valves)	1	417481
20	Valve kit AZ-Pump (green Valves)	1	416481
21	Valve kit AZ-Pump (red Valves)	1	41648
22	Repair kit Pressure switch mechanism TS	1	150093
23	Repair kit Unloader K1152	1	49055
24	Ball, spring and seat for opp. UL stainless steel seat Ø 7 mm, Ball Ø 10 mm	1	44566
25	Conical compression spring, Stainless steel, for unloader Inlet	1	14119
26	Stainless steel compression spring for unloader with easy-start plunger	1	49042
27	Snap ring 1.3 x 15.5 for safety stainless steel seat	10	13147
28	O-ring 11 x 1.5 mm	10	12256
29	O-rings 9.3 x 2.4 mm (green), for Kränzle-Manual threaded fittings M22 (pack of 10)	1	132735
30	O-ring 13.94 x 2.62 mm	10	42167
31	Stainless steel seat Ø 7 mm	10	14118
32	Non-return backstroke body (large) for old AP pumps & external UL, incl. O-ring 6 x 3 (red)	1	14122
33	Pressure gauge 0-250 bar, Ø 63 mm, Connection at the back 1/4", Stainless steel	1	15039

Continued on next page

SERVICE CASE COLD WATER SPARE PARTS

34	Parbaks for 4 mm shaft, E-switch motor stop 1 x 6-361 / 1 x 8-104	3	121362
35	Parbaks for 10 mm hole, electric switch	3	15013
36	Parbaks for 16 mm hole	3	13159
37	Parbaks for 14 mm hole	3	141231
38	Unloader spindle complete (small) with red hand wheel	1	445321
39	Unloader spindle complete (large) with black hand wheel for big quads and older series	1	43444
40	Contactora 400 V 50/60 Hz	1	460051
41	Circuit board switch-off delay quadro 230 V 50/60 Hz	1	42564
42	Circuit board switch-off delay quadro 400 V 50/60 Hz	1	42563
43	Overcurrent release 193-T1 AC 12, 9-12.5 A for 4.0 kW-Motor 3~400 V	1	426412
44	Overcurrent release 193-T1 AC 16, 11, 3-16 A for 5.5 kW-Motor 3~400 V	1	42641
45	Water filter/mesh insert	1	410462
46	Chemical valve R 3/8"	1	46615
47	Float valve E: 3/4" Square, Lever: 90° left, no crank	1	46250
48	Float valve E: 3/4" Square, Lever: in-line, cranked version for therms	1	462505
49	Float valve E: 3/4" Square, Lever: in-line, no crank	1	462501
50	Capacitor μ F 40 for Motor 230 V 50/60 Hz	1	43035
51	Capacitor μ F 60 for Motor 230 V 50/60 Hz	1	41148
52	Capacitor μ F 70 for Motor 230 V 50/60 Hz	1	43322
53	Teflon tape (roll)	1	156040



SERVICE KITS COLD WATER - HIGH PRESSURE CLEANERS

Cold water high-pressure cleaner					
	Valve kit	Water-seals kit	Replacement oil seals	Nozzle size, inc: Dirtkiller, Turbokiller	Steel braided - High pressure hose
HD 9/ 80	416481	410491	3 x 41031 1 x 410211 1 x 41024	042	43416
HD 12/130	416481	410491	3 x 41031 1 x 410211 1 x 41024	042	43416
HD 7/122 TS	416481	49053	3 x 41631 1 x 43039 1 x 41024	028	43416
HD 10/122 TS	41648	49053	3 x 41631 1 x 43039	042	43416
K 1050 P	430961	49242	3 x 43081 1 x 492011 1 x 41024	03	410541
K 1050 TS	430961	49242	3 x 43081 1 x 492011 1 x 41024	03	410541
K 1050 TST	430961	49242	3 x 43081 1 x 492011 1 x 41024	03	410541
X A15 TST	41648	42911	3 x 42907 1 x 410211 1 x 41024	03	49116
X A17 TST	41648	42911	3 x 42907 1 x 410211 1 x 41024	03	49116
K 1152 TS	41648	49053	3 x 41631 1 x 43039 1 x 41024	042	43416
K 1152 TST	41648	49053	3 x 41631 1 x 43039 1 x 41024	042	48015
K 2160 TS	417481	410491	3 x 41031 1 x 410211 1 x 41024	045	443416
K 2160 TST	417481	410491	3 x 41031 1 x 410211 1 x 41024	045	48015
K 2195 TS	417481	42911	3 x 4290 1 x 410211 1 x 41024	03	443416
K 2195 TST	417481	410491	3 x 4290 1 x 410211 1 x 41024	03	48015
K 2175 TS	417481	410491	3 x 41031 1 x 410211 1 x 41024	045	443416
K 2175 TST	417481	410491	3 x 41031 1 x 410211 1 x 41024	045	48015
Profi 160 TST	417481	410491	3 x 41031 1 x 40474 1 x 40475 1 x 41024	045	43829
Profi 195 TST	417481	410491	3 x 41031 1 x 40474 1 x 40475 1 x 41024	03	43829
Profi 175 TST	417481	410491	3 x 41031 1 x 40474 1 x 40475 1 x 41024	045	43829
quadro 9/170 TST	417481	42911	3 x 42907 1 x 410211 1 x 41024	03	40170
quadro 11/140 TST	417481	410491	3 x 41031 1 x 410211 1 x 41024	045	40170
quadro 12/150 TST	417481	410491	3 x 41031 1 x 410211 1 x 41024	045	40170
quadro 599 TST	417481	410491	3 x 41031 1 x 40035 1 x 40080	045	434161
quadro 799 TST	417481	410491	3 x 41031 1 x 40035 1 x 40080	045	434161
quadro 899 TST	417481	410491	3 x 41031 1 x 40035 1 x 40080	06	44879
quadro 800 TST	400621	40517	3 x 400441 1 x 40080 1 x 40035	04	40183

SERVICE KITS COLD WATER - HIGH PRESSURE CLEANERS

Cold water high-pressure cleaner					
	Valve kit	Water-seals kit	Replacement oil seals	Nozzle size, inc: Dirtkiller, Turbokiller	Steel braided - High pressure hose
quadro 1000 TS	400621	40517	3 x 400441 1 x 40080 1 x 40035	055	40181
quadro 1000 TST	400621	40517	3 x 400441 1 x 40080 1 x 40035	055	40183
quadro 1200 TS	400621	40517	3 x 400441 1 x 40080 1 x 40035	08	40181
quadro 1200 TST	400621	40517	3 x 400441 1 x 40080 1 x 40035	08	40183
quadro 1500 TS	400621	40517	3 x 400441 1 x 40080 1 x 40035	10	40181
quadro 1500 TST	400621	40517	3 x 400441 1 x 40080 1 x 40035	11	40183
bully 980 TS	400621	40517	3 x 400441 2 x 40080 2 x 40035	055	44878
bully 1000 TS	400621	40517	3 x 400441 2 x 40080 2 x 40035	055	46411
bully 1000 TST	400621	40517	3 x 400441 2 x 40080 2 x 40035	05	46411
bully 1180 TS	400621	40517	3 x 400441 2 x 40080 2 x 40035	075	44878
bully 1180 TST	400621	40517	3 x 400441 2 x 40080 2 x 40035	075	46411
B 170 T	417481	410491	3 x 41031 1 x 410211 1 x 410195	055	443812 or 1 x 41083 with 1x 13250
B 200 T	417481	410491	3 x 41031 1 x 410211 1 x 410195	045	443812 or 1 x 41083 with 1x 13250
B 230 T	400621	40517	3 x 400441 1 x 40035 1 x 40024	075	443812 or 1 x 41083 with 1x 13250
B 240 T	400621	40517	3 x 400441 1 x 40035 1 x 40024	055	443812 or 1 x 41083 with 1x 13250
B 270 T	400621	40517	3 x 400441 1 x 40035 1 x 40024	045	443812 or 1 x 41083 with 1x 13250
Profi-Jet B 12/130	41048	410491	410493	045	41081
Profi-Jet B 13/150	417481	410491	3 x 41031 1 x 410211 1 x 410195	055	41081 without Drum or 41083 with Drum
Profi-Jet B 10/200	417481	42911	3 x 42907 1 x 410211 1 x 410195	03	41081 without Drum or 41083 with Drum
Profi-Jet B 16/220	400621	40517	3 x 410441 1 x 40035 1 x 40224	055	41081 without drum or 41083 with Drum
Profi-Jet B 16/250	400621	40517	3 x 410441 1 x 40035 1 x 40224	045	41081 with Drum or 41083 without Drum
Profi-Jet B 20/220	400621	40517	3 x 410441 1 x 40035 1 x 40224	07	41081 without Drum or 41083 with Drum
LX 2000	48427	48434	3 x 48401	125	477021
LX 2500	48427	48434	3 x 48401	20	477021
LX-RP 1200 TST	400621	486040	485020	065	477021
LX-RP 1400 TST	400621	486040	485020	08	477021
LX-RP 1600 TST	400621	486040	485020	11	477021

SERVICE KITS COLD WATER - HIGH PRESSURE CLEANERS

Cold water high-pressure cleaner					
	Valve kit	Water-seals kit	Replacement oil seals	Nozzle size, inc: Dirtkiller, Turbokiller	Steel braided - High pressure hose
W 11/135	417481	410491	3 x 41031 1 x 410211 1 x 41024	045	41081
W 13/250	400621	40517	3 x 400441 1 x 40035 1 x 40080	04	41081
W 15/220	400621	40517	3 x 400441 1 x 40035 1 x 40080	055	41081
W 19/180	400621	40517	3 x 400441 1 x 40035 1 x 40080	07	41081
WS 800 TS	400621	40517	3x 400441 1x 40035	04	41081
WS 1000 TS	400621	40517	3x 400441 1x 40035	05	41081
WS 1200 TS	400621	40517	3x 400441 1x 40035	07	41081
WS-RP 1000 TS	400621	486040	485020	05	41081
WS-RP 1200 TS	400621	486040	485020	065	41081
WS-RP 1400 TS	400621	486040	485020	085	41081
WS-RP 1600 TS	400621	486040	485020	11	41081

SERVICE KITS COLD WATER - OLDER MODELS

Cold water high-pressure cleaner - older models					
	Valve kit	Water-seals kit	Replacement oil seals	Nozzle size, inc: Dirtkiller, Turbokiller	Steel braided - High pressure hose
HD 7/120 HD 7/121	416481	43060	3 x 41631 1 x 43039 1 x 41024	028	43416
HD 10/ 120	41648	43060	3 x 41631 1 x 43039 1 x 41024	045	43416
HD 10/ 121	41648	43060	3 x 41631 1 x 43039 1 x 41024	045	43416
HD 10-250	400621	40065	3 x 400441 1 x 40080 1 x 40035	035	41083
HD 13-230	400621	40065	3 x 400441 1 x 40080 1 x 40035	04	41083
HD 15-200	400621	40065	3 x 400441 1 x 40080 1 x 40035	055	41083
HD 19-160	400621	40065	3 x 400441 1 x 40080 1 x 40035	07	41083
junior 120	43096	43098	3 x 43081 1 x 43039 1 x 41024	03	43416
junior 120	43096	43098	3 x 43081 1 x 43039 1 x 41024	03	43416
Kränzle 130	41048	410491	410493	045	43416
Kränzle 130	41048	410491	410493	045	43416
K 1132	41648	49053	3 x 41631 1 x 43039 1 x 41024	042	43416
K 1150	41648	43060	3 x 41631 1 x 43039 1 x 41024	045	43416
K 1150 T	41648	43060	3 x 41631 1 x 43039 1 x 41024	045	40170
K 1151	41648	43060	3 x 41631 1 x 43039 1 x 41024	045	43416
K 1151 T	41648	43060	3 x 41631 1 x 43039 1 x 41024	045	40170
Silent 120	416481	43060	3 x 41631 1 x 43039 1 x 41024	028	43416
Power- Jet	41648	416491	3 x 41631 1 x 43039 1 x 41024	045	43416
Profi- Jet 100	41648	416491	3 x 41631 1 x 410211 1 x 41024	045	43416
Profi- Jet 130	41648	416491	3 x 41631 1 x 410211 1 x 41024	045	43416
Profi- Jet 150	41648	416491	3 x 41631 1 x 410211 1 x 41024	045	43416
Profi- Jet 180	41748	416491	3 x 41631 1 x 410211 1 x 41024	055	43416
Kränzle 130	41648	416491	410493	045	43416
Kränzle 150	41648	416491	410493	045	43416
K 105	41648	43060	3 x 41631 1 x 410211 1 x 41024	045	43416
K 115	417481	410491	3 x 41031 1 x 410211 1 x 41024	045	43416
K 125	417481	410491	3 x 41031 1 x 410211 1 x 41024	045	43416

SERVICE KITS COLD WATER - OLDER MODELS, CONTINUED

Cold water high pressure cleaner - older models					
	Valve kit	Water-seals kit	Replacement oil seals	Nozzle size, inc: Dirtkiller, Turbokiller	Steel braided - High pressure hose
K 135	417481	410491	410493	045	43416
K 155	417481	410491	3 x 41031 1 x 410211 1 x 41024	045	43416
K 185	41748	416491	3 x 41631 1 x 410211 1 x 41024	045	43416
K 140 TS	417481	410491	3 x 41031 1 x 410211 1 x 41024	045	43416
K 180 TS	417481	42911	3 x 41031 1 x 410211 1 x 41024	03	43416
K 145 T	417481	410491	410493	045	40170
K 160 TST	417481	410491	3 x 41031 1 x 410211 1 x 41024	045	40170
K 175 T	417481	410491	3 x 41031 1 x 410211 1 x 41024	045	40170
K 185 T	417481	410491	3 x 41631 1 x 410211 1 x 41024	045	40170
K 195 TST	417481	42911	3 x 42907 1 x 410211 1 x 41024	03	40170
K 205 T	41748	416491	3 x 41631 1 x 410211	045	40170
Profi 15/120 TST	417481	410491	3 x 41031 1 x 40474 1 x 40475 1 x 41024	07	43829
Kränzle 3250	400621	40517	3 x 400441 1 x 40080 1 x 40035	07	43829
Kränzle 3250	400621	40517	3 x 400441 1 x 40080 1 x 40035	08	41083
Kränzle 3250	400621	40517	3 x 400441 1 x 40080 1 x 40035	07	41083
Kränzle 3250	400621	40517	3 x 400441 1 x 40080 1 x 40035	055	41083
Kränzle 3250	400621	40517	3 x 400441 1 x 40080 1 x 40035	04	41083
D 30/220	2 x 400621	2 x 40517	6 x 400441 2 x 40035 2 x 40080	04	40183
D 26/250	2 x 400621	2 x 40517	6 x 400441 2 x 40035 2 x 40080	04	40183
D 30/180 TST	2 x 400621	2 x 40517	6 x 400441 2 x 40080 2 x 40035	08	40183
D 26/250 TST	2 x 400621	2 x 40517	2 x 40517	125	40183
L 30/200 TS	47571	47572	3 x 48401	11	47705
L 30/200 TST	47571	47572	3 x 48401	11	47701
L 40/160 TS	47571	47570	3 x 48401	175	47701


SERVICE KITS HOT WATER - THERM SERIES

Hot water - high pressure cleaner					
	Valve kit	Water-seals kit	Replacement oil seals	Nozzle size, inc: Dirtkiller, Turbokiller	Steel braided - High pressure hose
therm CA 11/130	417481	410491	3 x 41031 1 x 40474 1 x 40475	045	44878 without Drum or 44879 with Drum
therm CA 12/150	417481	410491	3 x 41031 1 x 40474 1 x 40475	045	44878 without Drum or 44879 with Drum
therm CA 15/120	417481	410491	3 x 41031 1 x 40474 1 x 40475	07	44878 without Drum or 44879 with Drum
therm C 11/130	417481	410491	3 x 41031 1 x 40474 1 x 40475 1 x 41024	045	44878 without Drum or 44879 with Drum
therm C 12/150	417481	410491	3 x 41031 1 x 40474 1 x 40475 1 x 41024	045	44878 without Drum or 44879 with Drum
therm C 13/180	417481	410491	3 x 41031 1 x 40511 1 x 40080	045	44878 without Drum or 44879 with Drum
therm C 15/120	417481	410491	3 x 41031 1 x 40474 1 x 40475 1 x 41024	07	44878 without Drum or 44879 with Drum
therm C 15/150	417481	410491	3 x 41031 1 x 40511 1 x 40080	055	44878 without Drum or 44879 with Drum
therm 1017/715	417481	410491	3 x 41031 1 x 40080 1 x 40035	06	41081 without Drum or 44877 with Drum
therm 635-1	417481	410491	3 x 41031 1 x 40035 1 x 40080	045	41081 without Drum or 443812 with Drum
therm 875-1	417481	410491	3 x 41031 1 x 40035 1 x 40080	045	41081 without Drum or 443812 with Drum
therm 895-1	400621	40517	3 x 400441 1 x 40035 1 x 40080	045	41081 without Drum or 443812 with Drum
therm 1165-1	400621	40517	3 x 400441 1 x 40035 1 x 40080	07	41081 without Drum or 443812 with Drum
therm 1525-1	400621	40517	400671	125	41081 without Drum or 443812 with Drum
therm 1525-1	400621	410491	3 x 400441 1 x 40035 1 x 40080	125	41081 without Drum or 443812 with Drum
therm-RP 1000	400621	486040	3 x 485020	05	41081 without Drum or 443812 with Drum
therm-RP 1200	400621	486040	3 x 485020	065	41081 without Drum or 443812 with Drum
therm-RP 1400	400621	486040	3 x 485020	085	41081 without Drum or 443812 with Drum
therm-RP 1600	400621	486040	3 x 485020	11	41081 without Drum or 443812 with Drum
therm 602 E-M18	400621	410491	3 x 41031 1 x 40035 1 x 40080	045	41081
therm 602 E-M24	400621	410491	3 x 41031 1 x 40035 1 x 40081	045	41081
therm 602 E-M36	417481	410491	3 x 41031 1 x 40035 1 x 40082	045	41081
therm 872 E-M48	400621	410491	3 x 41031 1 x 40035 1 x 40083	045	41081

SERVICE KITS HOT WATER - THERM SERIES

Hot water high pressure cleaner - older models					
	Valve kit	Water-seals kit	Replacement oil seals	Nozzle size, inc: Dirtkiller, Turbokiller	Steel braided - High pressure hose
therm 630	417481	410491	3 x 41031 1 x 410211 1 x 41024	045	41081 without Drum or 41083 with Drum
therm 635	417481	410491	3 x 41031 1 x 410211 1 x 41024	045	41081 without Drum or 41083 with Drum
therm 750	417481	410491	3 x 41031 1 x 410211 1 x 41024	045	41081 without Drum or 41083 with Drum
therm 755	417481	410491	3 x 41031 1 x 410211 1 x 41024	045	41081 without Drum or 41083 with Drum
therm 870	417481	410491	3 x 41031 1 x 40035 1 x 40080	045	41081 without Drum or 41083 with Drum
therm 890	400621	40517	3 x 400441 1 x 40035 1 x 40080	045	41081 without Drum or 41083 with Drum
therm 895	400621	40517	3 x 400441 1 x 40035 1 x 40080	045	41081 without Drum or 41083 with Drum
therm 900	400621	40517	3 x 400441 1 x 40035 1 x 40080	045	41081 without Drum or 443812 with Drum
therm 1160	400621	40517	3 x 400441 1 x 40035 1 x 40080	07	41081 without Drum or 41083 with Drum
therm 1165	400621	40517	3 x 400441 1 x 40035 1 x 40080	07	41081 without Drum or 41083 with Drum
therm 2175-1	400621	40517	3 x 400441 1 x 40035 1 x 40080	045	41081 without Drum or 443812 with Drum
therm 895 TS	400621	40517	3 x 400441 1 x 40080 1 x 40035	045	41081
therm 1165 TS	400621	40517	3 x 400441 1 x 40080 1 x 40035	07	41081
therm 600 E-ST18	417481	410491	3 x 41031 1 x 40035 1 x 40080	045	41081
therm 600 E-ST24	417481	410491	3 x 41031 1 x 40035 1 x 40080	045	41081
therm 600 E-ST36	417481	410491	3 x 41031 1 x 40035 1 x 40080	045	41081
therm 601 E-ST18	417481	410491	3 x 41031 1 x 40035 1 x 40080	045	41081
therm 601 E-ST24	417481	410491	3 x 41031 1 x 40035 1 x 40080	045	41081
therm 871 E-ST48	417481	410491	3 x 41031 1 x 40035 1 x 40080	045	41081
therm 891 E-ST48	400621	40517	3 x 400441 1 x 40035 1 x 40080	045	41081

NOTES



NOZZLE TABLE

NOZZLE SIZES - FLOW RATE

nozzle sizes	∅	20 / 2	30 / 3	40 / 4	50 / 5	60 / 6	70 / 7	80 / 8	90 / 9	100 / 10	110 / 11	120 / 12	130 / 13	140 / 14	150 / 15
0002 1502 2502	0.91	2.0	2.5	2.8	3.2	3.5	3.7	4.0	4.2	4.5	4.7	4.9	5.1	5.3	5.5
15025 25025	0.98	2.5	3.1	3.6	4.0	4.4	4.8	5.1	5.4	5.7	6.0	6.2	6.5	6.7	7.0
0003 1503 2503 4003	1.09	3.1	3.7	4.3	4.8	5.3	5.7	6.1	6.3	6.8	7.1	7.4	7.7	8.0	8.3
15035 25035	1.15	3.6	4.4	5.0	5.6	6.2	6.7	7.1	7.6	8.0	8.4	8.7	9.1	9.4	9.8
0004 1504 2504 4004	1.19	4.2	5.2	5.9	6.6	7.3	7.8	8.4	8.9	9.4	9.8	10.3	10.7	11.0	11.5
00045 15045 25045 40045	1.27	4.5	5.5	6.4	7.1	7.8	8.4	9.0	9.6	10.2	10.6	11.0	11.4	11.8	12.2
0005 1505 2505 4005	1.35	5.0	6.2	7.1	8.0	8.7	9.4	10.0	10.7	11.3	11.9	12.4	12.9	13.4	13.9
00055 15055 25055 40055	1.4	5.6	6.8	7.8	8.7	9.6	10.3	11.1	11.8	12.4	13.0	13.6	14.2	14.8	15.3
0006 1506 2506 4006	1.47	6.0	7.4	8.6	9.6	10.4	11.3	12.1	12.8	13.6	14.2	14.8	15.4	16.0	16.6
00065 15065 25065 40065	1.52	6.6	8.0	9.3	10.4	11.3	12.3	13.2	14.0	14.7	15.4	16.1	16.8	17.4	18.0
0007 1507 2507 4007	1.6	7.1	8.6	10.0	11.2	12.2	13.2	14.1	15.0	15.3	16.6	17.3	18.0	18.7	19.4
00075 15075 25075 40075	1.65	7.6	9.3	10.7	12.0	13.1	14.2	15.2	16.1	16.9	17.8	18.6	19.3	20.1	20.8
0008 1508 2508 4008	1.7	8.0	9.8	11.3	12.7	14.0	15.1	16.1	17.1	18.0	18.8	19.6	20.4	21.2	22.0
00085 15085 25085 40085	1.75	8.5	10.4	12.1	13.5	14.8	16.0	17.1	18.1	19.1	20.0	20.9	21.8	22.6	23.4
0009 1509 2509 4009	1.8	9.1	11.1	12.8	14.3	15.7	17.0	18.0	19.2	20.2	21.2	22.1	23.0	23.9	24.7
0010 1510 2510 4010	1.9	10.0	12.3	14.2	16.0	17.4	18.9	20.1	21.4	22.5	23.6	24.6	25.6	26.6	27.6
2511	2.6	11.2	13.7	15.9	17.7	19.4	21.0	22.4	23.8	25.1	26.3	27.5	28.6	29.7	30.7
2512	2.16	12.2	15.0	17.3	19.3	21.2	22.9	24.5	25.9	27.4	28.7	30.0	31.2	32.4	33.5

160 / 16	170 / 17	180 / 18	190 / 19	200 / 20	210 / 21	220 / 22	230 / 23	240 / 24	250 / 25	260 / 26	270 / 27	280 / 28	290 / 29	300 / 30	bar / MPa
5.7	5.9	6.0	6.2	6.4	6.6	6.7	6.8	6.9	7.0	7.1	7.3	7.4	7.5	7.6	l/min
7.2	7.4	7.6	7.9	8.1	8.3	8.5	8.6	8.8	9.0	9.2	9.4	9.5	9.7	9.9	l/min
8.6	8.9	9.1	9.3	9.5	9.7	9.9	10.1	10.3	10.5	10.6	11.2	11.4	11.6	11.8	l/min
10.1	10.4	10.7	11.0	11.3	11.6	11.8	12.1	12.4	12.6	12.9	13.1	13.3	13.6	13.8	l/min
11.9	12.2	12.6	12.9	13.3	13.6	13.9	14.2	14.5	14.8	15.1	15.4	15.7	16.0	16.3	l/min
12.6	13.0	13.4	13.8	14.2	14.6	15.0	15.3	15.6	15.9	16.2	16.7	17.1	17.4	17.7	l/min
14.3	14.7	15.1	15.5	15.9	16.3	16.7	17.1	17.5	17.9	18.2	18.6	18.9	19.2	19.6	l/min
15.8	16.3	16.7	17.1	17.5	17.9	18.3	18.7	19.1	19.5	19.9	20.4	20.7	21.1	21.5	l/min
17.1	17.6	18.1	18.6	19.1	19.6	20.1	20.5	20.9	21.3	21.7	22.3	22.7	23.1	23.5	l/min
18.7	19.4	19.9	20.4	20.9	21.4	21.9	22.4	22.9	23.4	23.8	24.1	24.6	25.0	25.5	l/min
20.0	20.6	21.2	21.8	22.4	22.9	23.4	23.9	24.4	24.9	25.4	25.9	26.4	26.8	27.3	l/min
21.5	22.2	22.8	23.4	24.0	24.6	25.2	25.8	26.3	26.8	27.3	27.9	28.4	28.9	29.4	l/min
22.8	23.5	24.2	24.8	25.4	26.0	26.6	27.2	27.8	28.4	29.0	29.5	30.1	30.6	31.1	l/min
24.1	24.9	25.6	26.3	27.0	27.7	28.3	28.9	29.5	30.1	30.7	31.4	31.9	32.5	33.1	l/min
25.5	26.3	27.1	27.8	28.5	29.2	29.9	30.6	31.3	31.9	32.5	33.2	33.8	34.4	35.0	l/min
28.5	29.4	30.2	31.0	31.8	32.6	33.4	34.1	34.9	35.6	36.3	36.9	37.6	38.3	38.9	l/min
31.7	32.7	33.6	34.6	35.5	36.3	37.2	38.0	38.8	39.6	40.4	41.2	42.0	42.7	43.4	l/min
34.6	35.7	36.7	37.7	38.7	39.6	40.6	41.5	42.4	43.2	44.1	44.9	45.8	46.6	47.4	l/min



Technix Rubber & Plastics- www.technix.ie

© Kränzle, valid from 01.08.2020, 1st edition, V1.
Technical changes and errors excepted.
Art.-Nr. 30420-GB-20

Josef Kränzle GmbH & Co. KG
Rudolf-Diesel-Straße 20
D-89257 Illertissen